



Automatización Eléctrica
Especialistas en Automatización

At the end of this document you will find links to products related to this catalog. You can go directly to our shop by clicking [HERE](#). [HERE](#)

Double-level terminal block - PTTBS 1,5/S BU - 3214660

Please be informed that the data shown in this PDF Document is generated from our Online Catalog. Please find the complete data in the user's documentation. Our General Terms of Use for Downloads are valid (<http://phoenixcontact.com/download>)



Double-level terminal block, Cross section: 0.14 mm² - 1.5 mm², AWG: 26 - 14, Connection type: Push-in connection, Width: 3.5 mm, Color: blue, Mounting type: NS 35/7,5, NS 35/15

Why buy this product

- The Push-in connection terminal blocks are characterized by the system features of the CLIPLINE complete system and by easy and tool-free wiring of conductors with ferrules or solid conductors
- The compact design and front connection enable wiring in a confined space
- In addition to the testing facility in the double function shaft, all terminal blocks provide an additional test connection

Key Commercial Data

Packing unit	50 STK
GTIN	 4 046356 616140

Technical data

General

Number of levels	2
Number of connections	4
Nominal cross section	1.5 mm ²
Color	blue
Insulating material	PA
Flammability rating according to UL 94	V0
Rated surge voltage	6 kV
Overvoltage category	III
Insulating material group	I
Connection in acc. with standard	IEC 60947-7-1
Nominal current I _N	16 A
Maximum load current	16 A
Nominal voltage U _N	500 V
Open side panel	Yes
Shock protection test specification	DIN EN 50274 (VDE 0660-514):2002-11
Back of the hand protection	guaranteed
Finger protection	guaranteed

Double-level terminal block - PTTBS 1,5/S BU - 3214660

Technical data

General

Result of surge voltage test	Test passed
Surge voltage test setpoint	7.3 kV
Result of power-frequency withstand voltage test	Test passed
Power frequency withstand voltage setpoint	1.89 kV
Checking the mechanical stability of terminal points (5 x conductor connection)	Test passed
Result of bending test	Test passed
Bending test rotation speed	10 rpm
Bending test turns	135
Bending test conductor cross section/weight	0.14 mm ² / 0.2 kg
	1.5 mm ² / 0.4 kg
Tensile test result	Test passed
Conductor cross section tensile test	0.14 mm ²
Tractive force setpoint	10 N
Conductor cross section tensile test	1.5 mm ²
Tractive force setpoint	40 N
Result of tight fit on support	Test passed
Tight fit on carrier	NS 35
Setpoint	1 N
Result of voltage-drop test	Test passed
Requirements, voltage drop	≤ 3.2 mV
Result of temperature-rise test	Test passed
Short circuit stability result	Test passed
Conductor cross section short circuit testing	1.5 mm ²
Short-time current	0.18 kA
Result of aging test	Test passed
Ageing test for screwless modular terminal block temperature cycles	192
Result of thermal test	Test passed
Proof of thermal characteristics (needle flame) effective duration	30 s
Oscillation, broadband noise test result	Test passed
Test specification, oscillation, broadband noise	DIN EN 50155 (VDE 0115-200):2008-03
Test spectrum	Service life test category 2, bogie mounted
Test frequency	f ₁ = 5 Hz to f ₂ = 250 Hz
ASD level	6.12 (m/s ²) ² /Hz
Acceleration	3.12 g
Test duration per axis	5 h
Test directions	X-, Y- and Z-axis
Shock test result	Test passed
Test specification, shock test	DIN EN 50155 (VDE 0115-200):2008-03
Shock form	Half-sine
Acceleration	30g

Double-level terminal block - PTTBS 1,5/S BU - 3214660

Technical data

General

Shock duration	18 ms
Number of shocks per direction	3
Test directions	X-, Y- and Z-axis (pos. and neg.)

Dimensions

Width	3.5 mm
Length	78.8 mm
Height NS 35/7,5	48.2 mm
Height NS 35/15	55.7 mm

Connection data

Connection method	Push-in connection
Conductor cross section solid min.	0.14 mm ²
Conductor cross section solid max.	1.5 mm ²
Conductor cross section flexible min.	0.14 mm ²
Conductor cross section flexible max.	1.5 mm ²
Conductor cross section AWG min.	26
Conductor cross section AWG max.	14
Conductor cross section flexible, with ferrule without plastic sleeve min.	0.14 mm ²
Conductor cross section flexible, with ferrule without plastic sleeve max.	1.5 mm ²
Conductor cross section flexible, with ferrule with plastic sleeve min.	0.14 mm ²
Conductor cross section flexible, with ferrule with plastic sleeve max.	1 mm ²
Minimum stripping length	8 mm
Maximum stripping length	10 mm
Internal cylindrical gage	A1 / B1

Standards and Regulations

Connection in acc. with standard	CSA
	IEC 60947-7-1
Flammability rating according to UL 94	V0

Classifications

eCl@ss

eCl@ss 4.0	27141121
eCl@ss 4.1	27141121
eCl@ss 5.0	27141120
eCl@ss 5.1	27141120
eCl@ss 6.0	27141120
eCl@ss 7.0	27141120
eCl@ss 8.0	27141120
eCl@ss 9.0	27141120

Double-level terminal block - PTTBS 1,5/S BU - 3214660

Classifications

ETIM

ETIM 4.0	EC000897
ETIM 5.0	EC000897

UNSPSC

UNSPSC 6.01	30211811
UNSPSC 7.0901	39121410
UNSPSC 11	39121410
UNSPSC 12.01	39121410
UNSPSC 13.2	39121410

Approvals

Approvals


Approvals


UL Recognized / cUL Recognized / GL / LR / CSA / EAC / NK / BV / EAC / ABS / cULus Recognized

Ex Approvals

Approvals submitted

Approval details

UL Recognized 			
	B	C	D
mm ² /AWG/kcmil	26-14	26-14	26-14
Nominal current I _N	15 A	15 A	5 A
Nominal voltage U _N	300 V	300 V	600 V

cUL Recognized 			
	B	C	D
mm ² /AWG/kcmil	26-14	26-14	26-14
Nominal current I _N	15 A	15 A	5 A
Nominal voltage U _N	300 V	300 V	600 V

Double-level terminal block - PTTBS 1,5/S BU - 3214660

Approvals

GL

LR

CSA

	B	C	D
mm ² /AWG/kcmil	26-14	26-14	26-14
Nominal current IN	15 A	15 A	5 A
Nominal voltage UN	300 V	300 V	600 V

EAC

NK

BV

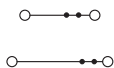
EAC

ABS

cULus Recognized

Drawings

Circuit diagram





Automatización Eléctrica
Especialistas en Automatización

Below is a list of articles with direct links to our shop Electric Automation Network where you can see:

- Quote per purchase volume in real time.
- Online documentation and datasheets of all products.
- Estimated delivery time enquiry in real time.
- Logistics systems for the shipment of materials almost anywhere in the world.
- Purchasing management, order record and tracking of shipments.

To access the product, [click on the green button.](#)

Product	Code	Reference	Product link
Double-level terminal block, Cross section: 0.14 mm ² - 1.5 mm ² , AWG: 26 - 14, Connection type: Push-in connection, Width: 3.5 mm, Color: blue, Mounting type: NS 35/7,5, NS 35/15	3214660	PTTBS 1,5/S BU	Buy on EAN