



**Automatización Eléctrica**  
Especialistas en Automatización

At the end of this document you will find links to products related to this catalog. You can go directly to our shop by clicking [HERE](#). [HERE](#)

## COMBI receptacle - PPC 1,5/S/15 - 3213519

Please be informed that the data shown in this PDF Document is generated from our Online Catalog. Please find the complete data in the user's documentation. Our General Terms of Use for Downloads are valid (<http://phoenixcontact.com/download>)



COMBI receptacle, Connection method: Push-in connection, Number of positions: 15, Cross section: 0.14 mm<sup>2</sup> - 1.5 mm<sup>2</sup>, AWG: 26 - 14, Width: 52.5 mm, Height: 17.8 mm, Color: gray

The figure shows a similar product

### Why buy this product

- For secure and space-saving accommodation of plug-in contacts in cable ducts and distributor shafts
- The Push-in technology COMBI couplings for self-assembly provide solutions that users can implement themselves
- Tested for railway applications

### Key Commercial Data

Packing unit	10 STK
GTIN	 4 046356 566025

### Technical data

#### General

Number of levels	1
Number of connections	1
Nominal cross section	1.5 mm <sup>2</sup>
Color	gray
Insulating material	PA
Flammability rating according to UL 94	V0
Area of application	Railway industry
	Mechanical engineering
	Plant engineering
Maximum load current	13.5 A (with 1.5 mm <sup>2</sup> conductor cross section)
Rated surge voltage	6 kV
Degree of pollution	3
Overvoltage category	III
Insulating material group	I
Connection in acc. with standard	IEC 61984
Maximum load current	17.5 A (with 1.5 mm <sup>2</sup> conductor cross section)
Nominal current I <sub>N</sub>	17.5 A

# COMBI receptacle - PPC 1,5/S/15 - 3213519

## Technical data

### General

Nominal voltage $U_N$	500 V
Open side panel	Yes
Number of positions	15

### Dimensions

Width	52.5 mm
End cover width	2.2 mm
Length	27 mm
Height	17.8 mm

### Connection data

Connection method	Push-in connection
Connection in acc. with standard	IEC 61984
Conductor cross section solid min.	0.14 mm <sup>2</sup>
Conductor cross section solid max.	1.5 mm <sup>2</sup>
Conductor cross section AWG min.	26
Conductor cross section AWG max.	14
Conductor cross section flexible min.	0.14 mm <sup>2</sup>
Conductor cross section flexible max.	1.5 mm <sup>2</sup>
Min. AWG conductor cross section, flexible	26
Max. AWG conductor cross section, flexible	14
Conductor cross section flexible, with ferrule without plastic sleeve min.	0.14 mm <sup>2</sup>
Conductor cross section flexible, with ferrule without plastic sleeve max.	1.5 mm <sup>2</sup>
Conductor cross section flexible, with ferrule with plastic sleeve min.	0.14 mm <sup>2</sup>
Conductor cross section flexible, with ferrule with plastic sleeve max.	1 mm <sup>2</sup>
Stripping length	8 mm ... 10 mm
Internal cylindrical gage	A1 / B1

### Standards and Regulations

Connection in acc. with standard	CSA
	IEC 61984
Flammability rating according to UL 94	V0

### Classifications

#### eCl@ss

eCl@ss 4.0	272607xx
eCl@ss 4.1	27260701
eCl@ss 5.0	27260701
eCl@ss 5.1	27260701
eCl@ss 6.0	27141151
eCl@ss 7.0	27141151

# COMBI receptacle - PPC 1,5/S/15 - 3213519

## Classifications

### eCl@ss

eCl@ss 8.0	27141151
------------	----------

### ETIM

ETIM 4.0	EC002021
ETIM 5.0	EC002021

### UNSPSC

UNSPSC 6.01	30211802
UNSPSC 7.0901	39121402
UNSPSC 11	39121402
UNSPSC 12.01	39121402
UNSPSC 13.2	39121402

## Approvals

### Approvals


#### Approvals


UL Recognized / cUL Recognized / LR / CSA / GL / EAC / BV / NK / cULus Recognized

#### Ex Approvals

#### Approvals submitted

### Approval details

UL Recognized 			
	B	C	D
mm <sup>2</sup> /AWG/kcmil	26-14	26-14	26-14
Nominal current I <sub>N</sub>	15 A	15 A	5 A
Nominal voltage U <sub>N</sub>	300 V	300 V	600 V

cUL Recognized 			
	B	C	D
mm <sup>2</sup> /AWG/kcmil	26-14	26-14	26-14
Nominal current I <sub>N</sub>	15 A	15 A	5 A

# COMBI receptacle - PPC 1,5/S/15 - 3213519

## Approvals

	B	C	D
Nominal voltage UN	300 V	300 V	600 V

LR

CSA

	B	C	D
mm <sup>2</sup> /AWG/kcmil	26-14	26-14	26-14
Nominal current IN	15 A	15 A	5 A
Nominal voltage UN	300 V	300 V	600 V

GL

EAC

BV

NK

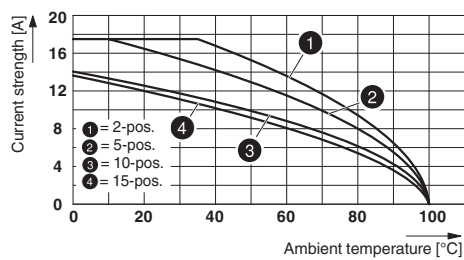
cULus Recognized

## Drawings

Circuit diagram



Diagram



Phoenix Contact 2016 © - all rights reserved  
<http://www.phoenixcontact.com>

PHOENIX CONTACT GmbH & Co. KG  
Flachmarktstr. 8  
32825 Blomberg  
Germany  
Tel. +49 5235 300  
Fax +49 5235 3 41200  
<http://www.phoenixcontact.com>



Below is a list of articles with direct links to our shop Electric Automation Network where you can see:

- Quote per purchase volume in real time.
- Online documentation and datasheets of all products.
- Estimated delivery time enquiry in real time.
- Logistics systems for the shipment of materials almost anywhere in the world.
- Purchasing management, order record and tracking of shipments.

To access the product, [click on the green button.](#)

Product	Code	Reference	Product link
COMBI receptacle, Connection method: Push-in connection, Number of positions: 15, Cross section: 0.14 mm <sup>2</sup> - 1.5 mm <sup>2</sup> , AWG: 26 - 14, Width: 52.5 mm, Height: 17.8 mm, Color: gray	3213519	PPC 1,5/ S/15	<a href="#">Buy on EAN</a>