




Automatización Eléctrica
Especialistas en Automatización

At the end of this document you will find links to products related to this catalog. You can go directly to our shop by clicking [HERE](#). [HERE](#)

Ground modular terminal block - PT 4-TWIN-PE - 3211780

Please be informed that the data shown in this PDF Document is generated from our Online Catalog. Please find the complete data in the user's documentation. Our General Terms of Use for Downloads are valid (<http://phoenixcontact.com/download>)



Ground modular terminal block, Connection method: Push-in connection, Cross section: 0.2 mm² - 6 mm², AWG: 24 - 10, Width: 6.2 mm, Color: green-yellow, Mounting type: NS 35/7,5, NS 35/15

Why buy this product

- The Push-in connection terminal blocks are characterized by the system features of the CLIPLINE complete system and by easy and tool-free wiring of conductors with ferrules or solid conductors
- The compact design and front connection enable wiring in a confined space
- In addition to the testing facility in the double function shaft, all terminal blocks provide an additional test connection
- Tested for railway applications



Key Commercial Data

Packing unit	50 STK
GTIN	 4 046356 482622

Technical data

General

Number of levels	1
Number of connections	3
Nominal cross section	4 mm ²
Color	green-yellow
Insulating material	PA
Flammability rating according to UL 94	V0
Area of application	Railway industry
	Mechanical engineering
	Plant engineering
	Process industry
Rated surge voltage	8 kV
Degree of pollution	3

Ground modular terminal block - PT 4-TWIN-PE - 3211780

Technical data

General

Overvoltage category	III
Insulating material group	I
Connection in acc. with standard	IEC 60947-7-2
Open side panel	Yes
Shock protection test specification	DIN EN 50274 (VDE 0660-514):2002-11
Back of the hand protection	guaranteed
Finger protection	guaranteed
Oscillation, broadband noise test result	Test passed
Test specification, oscillation, broadband noise	DIN EN 50155 (VDE 0115-200):2008-03
Test spectrum	Service life test category 2, bogie mounted
Test frequency	$f_1 = 5 \text{ Hz}$ to $f_2 = 250 \text{ Hz}$
ASD level	$6.12 \text{ (m/s}^2\text{)}^2\text{/Hz}$
Acceleration	3.12 g
Test duration per axis	5 h
Test directions	X-, Y- and Z-axis
Shock test result	Test passed
Test specification, shock test	DIN EN 50155 (VDE 0115-200):2008-03
Shock form	Half-sine
Acceleration	30g
Shock duration	18 ms
Number of shocks per direction	3
Test directions	X-, Y- and Z-axis (pos. and neg.)
Relative insulation material temperature index (Elec., UL 746 B)	130 °C
Temperature index of insulation material (DIN EN 60216-1 (VDE 0304-21))	130 °C
Static insulating material application in cold	-60 °C

Dimensions

Width	6.2 mm
End cover width	2.2 mm
Length	66.5 mm
Height NS 35/7,5	36.5 mm
Height NS 35/15	44 mm

Connection data

Note	Please observe the current carrying capacity of the DIN rails.
Connection method	Push-in connection
Connection in acc. with standard	IEC 60947-7-2
Conductor cross section solid min.	0.2 mm ²
Conductor cross section solid max.	6 mm ²
Conductor cross section AWG min.	24
Conductor cross section AWG max.	10

Ground modular terminal block - PT 4-TWIN-PE - 3211780

Technical data

Connection data

Conductor cross section flexible min.	0.2 mm ²
Conductor cross section flexible max.	4 mm ²
Min. AWG conductor cross section, flexible	24
Max. AWG conductor cross section, flexible	12
Conductor cross section flexible, with ferrule without plastic sleeve min.	0.25 mm ²
Conductor cross section flexible, with ferrule without plastic sleeve max.	4 mm ²
Conductor cross section flexible, with ferrule with plastic sleeve min.	0.25 mm ²
Conductor cross section flexible, with ferrule with plastic sleeve max.	4 mm ²
2 conductors with same cross section, stranded, TWIN ferrules with plastic sleeve, min.	0.5 mm ²
2 conductors with same cross section, stranded, TWIN ferrules with plastic sleeve, max.	1 mm ²
Stripping length	10 mm ... 12 mm
Internal cylindrical gage	A4

Standards and Regulations

Connection in acc. with standard	CSA
	IEC 60947-7-2
Flammability rating according to UL 94	V0

Classifications

eCl@ss

eCl@ss 4.0	27141118
eCl@ss 4.1	27141118
eCl@ss 5.0	27141118
eCl@ss 5.1	27141118
eCl@ss 6.0	27141141
eCl@ss 7.0	27141141
eCl@ss 8.0	27141141
eCl@ss 9.0	27141141

ETIM

ETIM 2.0	EC000901
ETIM 3.0	EC000901
ETIM 4.0	EC000901
ETIM 5.0	EC000901

UNSPSC

UNSPSC 6.01	30211811
UNSPSC 7.0901	39121410
UNSPSC 11	39121410

Ground modular terminal block - PT 4-TWIN-PE - 3211780

Classifications

UNSPSC

UNSPSC 12.01	39121410
UNSPSC 13.2	39121410

Approvals

Approvals

Approvals


UL Recognized / cUL Recognized / CSA / LR / VDE Zeichengenehmigung / IECEx CB Scheme / NK / NK / GL / EAC / NK / BV / EAC / cULus Recognized


Ex Approvals


ATEX / IECEx / EAC Ex

Approvals submitted

Approval details

UL Recognized 			
	B	C	D
mm ² /AWG/kcmil	24-10	24-10	24-10

cUL Recognized 			
	B	C	D
mm ² /AWG/kcmil	24-10	24-10	24-10

CSA 	
mm ² /AWG/kcmil	24-10

LR

Ground modular terminal block - PT 4-TWIN-PE - 3211780

Approvals

VDE Zeichengenehmigung	
mm ² /AWG/kcmil	0.2-4

IECEE CB Scheme	
mm ² /AWG/kcmil	0.2-4

NK

NK

GL

EAC

NK

BV

EAC

cULus Recognized

Drawings

Circuit diagram



Phoenix Contact 2016 © - all rights reserved
<http://www.phoenixcontact.com>

PHOENIX CONTACT GmbH & Co. KG
Flachsmarktstr. 8
32825 Blomberg
Germany
Tel. +49 5235 300
Fax +49 5235 3 41200
<http://www.phoenixcontact.com>



Below is a list of articles with direct links to our shop Electric Automation Network where you can see:

- Quote per purchase volume in real time.
- Online documentation and datasheets of all products.
- Estimated delivery time enquiry in real time.
- Logistics systems for the shipment of materials almost anywhere in the world.
- Purchasing management, order record and tracking of shipments.

To access the product, [click on the green button.](#)

Product	Code	Reference	Product link
Ground modular terminal block, Connection method: Push-in connection, Cross section: 0.2 mm ² - 6 mm ² , AWG: 24 - 10, Width: 6.2 mm, Color: green-yellow, Mounting type: NS 35/7,5, NS 35/15	3211780	PT 4-TWIN-PE	Buy on EAN