



**Automatización Eléctrica**  
Especialistas en Automatización

At the end of this document you will find links to products related to this catalog. You can go directly to our shop by clicking [HERE](#). [HERE](#)

## Knife disconnect terminal block - PT 2,5-MT BU - 3211650

Please be informed that the data shown in this PDF Document is generated from our Online Catalog. Please find the complete data in the user's documentation. Our General Terms of Use for Downloads are valid (<http://phoenixcontact.com/download>)



Knife disconnect terminal block, Connection type: Push-in connection, Cross section: 0.14 mm<sup>2</sup> - 4 mm<sup>2</sup>, AWG: 26 - 12, Nominal current: 20 A, Nominal voltage: 400 V, Length: 62 mm, Width: 5.2 mm, Color: blue, Assembly: NS 35/7,5, NS 35/15

### Why buy this product

- The Push-in connection terminal blocks are characterized by the system features of the CLIPLINE complete system and by easy and tool-free wiring of conductors with ferrules or solid conductors
- The compact design and front connection enable wiring in a confined space
- In addition to the testing facility in the double function shaft, all terminal blocks provide an additional test connection

### Key Commercial Data

Packing unit	50 STK
GTIN	 4 046356 446501

### Technical data

#### General

Number of levels	1
Number of connections	2
Nominal cross section	2.5 mm <sup>2</sup>
Color	blue
Insulating material	PA
Flammability rating according to UL 94	V0
Rated surge voltage	8 kV
Overvoltage category	III
Insulating material group	I
Connection in acc. with standard	IEC 60947-7-1
Maximum load current	20 A (with 4 mm <sup>2</sup> conductor cross section)
Nominal current I <sub>N</sub>	20 A
Nominal voltage U <sub>N</sub>	400 V
Open side panel	Yes

#### Dimensions

Width	5.2 mm
End cover width	2.2 mm

# Knife disconnect terminal block - PT 2,5-MT BU - 3211650

## Technical data

### Dimensions

Length	62 mm
Height	35.30 mm
Height NS 35/7,5	36.5 mm
Height NS 35/15	44 mm

### Connection data

Connection method	Push-in connection
Connection in acc. with standard	IEC 60947-7-1
Conductor cross section solid min.	0.14 mm <sup>2</sup>
Conductor cross section solid max.	4 mm <sup>2</sup>
Conductor cross section AWG min.	26
Conductor cross section AWG max.	12
Conductor cross section flexible min.	0.14 mm <sup>2</sup>
Conductor cross section flexible max.	2.5 mm <sup>2</sup>
Min. AWG conductor cross section, flexible	26
Max. AWG conductor cross section, flexible	14
Conductor cross section flexible, with ferrule without plastic sleeve min.	0.14 mm <sup>2</sup>
Conductor cross section flexible, with ferrule without plastic sleeve max.	2.5 mm <sup>2</sup>
Conductor cross section flexible, with ferrule with plastic sleeve min.	0.14 mm <sup>2</sup>
Conductor cross section flexible, with ferrule with plastic sleeve max.	2.5 mm <sup>2</sup>
2 conductors with same cross section, stranded, TWIN ferrules with plastic sleeve, max.	0.5 mm <sup>2</sup>
Stripping length	8 mm ... 10 mm
Internal cylindrical gage	A3

### Standards and Regulations

Connection in acc. with standard	CSA
	IEC 60947-7-1
Flammability rating according to UL 94	V0

## Classifications

### eCl@ss

eCl@ss 4.0	27141121
eCl@ss 4.1	27141121
eCl@ss 5.0	27141120
eCl@ss 5.1	27141120
eCl@ss 6.0	27141120
eCl@ss 7.0	27141120
eCl@ss 8.0	27141126

# Knife disconnect terminal block - PT 2,5-MT BU - 3211650

## Classifications

### ETIM

ETIM 2.0	EC000897
ETIM 3.0	EC000897
ETIM 4.0	EC000902
ETIM 5.0	EC000902

### UNSPSC

UNSPSC 6.01	30211811
UNSPSC 7.0901	39121410
UNSPSC 11	39121410
UNSPSC 12.01	39121410
UNSPSC 13.2	39121410

## Approvals

### Approvals


#### Approvals


CSA / UL Recognized / cUL Recognized / LR / RS / ABS / NK / BV / VDE Gutachten mit Fertigungsüberwachung / IECCE CB Scheme / EAC / NK / EAC / cULus Recognized

#### Ex Approvals

#### Approvals submitted

### Approval details


CSA 		
	B	C
mm <sup>2</sup> /AWG/kcmil	26-12	26-12
Nominal current I <sub>N</sub>	20 A	20 A
Nominal voltage U <sub>N</sub>	300 V	300 V

UL Recognized 		
	B	C
mm <sup>2</sup> /AWG/kcmil	26-12	26-12

# Knife disconnect terminal block - PT 2,5-MT BU - 3211650

## Approvals

	B	C
Nominal current I <sub>N</sub>	20 A	20 A
Nominal voltage U <sub>N</sub>	300 V	300 V

cUL Recognized 

	B	C
mm <sup>2</sup> /AWG/kcmil	26-12	26-12
Nominal current I <sub>N</sub>	20 A	20 A
Nominal voltage U <sub>N</sub>	300 V	300 V


LR

RS


ABS

NK

BV

VDE Gutachten mit Fertigungsüberwachung 

mm <sup>2</sup> /AWG/kcmil	0.2-2.5
Nominal current I <sub>N</sub>	20 A
Nominal voltage U <sub>N</sub>	400 V

IECEE CB Scheme 

mm <sup>2</sup> /AWG/kcmil	2.5
Nominal voltage U <sub>N</sub>	400 V

EAC

NK

## Knife disconnect terminal block - PT 2,5-MT BU - 3211650

### Approvals

EAC

cULus Recognized  US

### Drawings

Circuit diagram



---

Phoenix Contact 2016 © - all rights reserved  
<http://www.phoenixcontact.com>

PHOENIX CONTACT GmbH & Co. KG  
Flachsmarktstr. 8  
32825 Blomberg  
Germany  
Tel. +49 5235 300  
Fax +49 5235 3 41200  
<http://www.phoenixcontact.com>

Below is a list of articles with direct links to our shop Electric Automation Network where you can see:

- Quote per purchase volume in real time.
- Online documentation and datasheets of all products.
- Estimated delivery time enquiry in real time.
- Logistics systems for the shipment of materials almost anywhere in the world.
- Purchasing management, order record and tracking of shipments.

To access the product, [click on the green button.](#)

<b>Product</b>	<b>Code</b>	<b>Reference</b>	<b>Product link</b>
Knife disconnect terminal block, Connection type: Push-in connection, Cross section: 0.14 mm <sup>2</sup> - 4 mm <sup>2</sup> , AWG: 26 - 12, Nominal current: 20 A, Nominal voltage: 400 V, Length: 62 mm, Width: 5.2 mm, Color: blue, Assembly: NS 35/7,5, NS 35/15	3211650	PT 2,5-MT BU	<a href="#">Buy on EAN</a>