



Automatización Eléctrica
Especialistas en Automatización

At the end of this document you will find links to products related to this catalog. You can go directly to our shop by clicking HERE. [HERE](#)

High-current terminal block - UKH 70-3L - 3076329

Please be informed that the data shown in this PDF Document is generated from our Online Catalog. Please find the complete data in the user's documentation. Our General Terms of Use for Downloads are valid (<http://phoenixcontact.com/download>)




High-current terminal block, Connection method: Screw connection, Number of positions: 3, Cross section: 16 mm² - 95 mm², AWG: 4 - 3/0, Width: 60.9 mm, Color: gray, Mounting type: NS 35/7,5, NS 35/15, NS 35/15-2,3, NS 32

Why buy this product

- Reliable cable connection is ensured by three-point centering of the conductor in the prismatic sleeve base
- Low contact resistance of the contact surface due to ribbing
- Screw locking by means of spring-loaded elements in the clamping part

Key Commercial Data

Packing unit	4 STK
GTIN	 4 046356 653701

Technical data

General

Number of levels	1
Number of connections	6
Nominal cross section	70 mm ²
Color	gray
Insulating material	PA
Flammability rating according to UL 94	V0
Rated surge voltage	8 kV
Degree of pollution	3
Overvoltage category	III
Insulating material group	I
Connection in acc. with standard	IEC 60947-7-1
Maximum load current	192 A (in case of a 70 mm ² conductor cross section, the maximum load current must not be exceeded by the total current of all connected conductors.)
Nominal current I _N	192 A
Nominal voltage U _N	1000 V
Open side panel	No
Number of positions	3

High-current terminal block - UKH 70-3L - 3076329

Technical data

Dimensions

Width	60.9 mm
Length	70.5 mm
Height NS 35/15	87.5 mm
Height NS 32	85 mm

Connection data

Connection method	Screw connection
Connection in acc. with standard	IEC 60947-7-1
Note	Note: Product releases, connection cross sections and notes on connecting aluminum cables can be found in the download area.
Conductor cross section solid min.	16 mm ²
Conductor cross section solid max.	95 mm ²
Conductor cross section AWG min.	4
Conductor cross section AWG max.	3/0
Conductor cross section flexible min.	25 mm ²
Conductor cross section flexible max.	70 mm ²
Min. AWG conductor cross section, flexible	3
Max. AWG conductor cross section, flexible	2/0
Conductor cross section flexible, with ferrule without plastic sleeve min.	16 mm ²
Conductor cross section flexible, with ferrule without plastic sleeve max.	70 mm ²
Conductor cross section flexible, with ferrule with plastic sleeve min.	16 mm ²
Conductor cross section flexible, with ferrule with plastic sleeve max.	70 mm ²
2 conductors with same cross section, solid min.	16 mm ²
2 conductors with same cross section, solid max.	25 mm ²
2 conductors with same cross section, stranded min.	16 mm ²
2 conductors with same cross section, stranded max.	25 mm ²
2 conductors with same cross section, stranded, ferrules without plastic sleeve, min.	16 mm ²
2 conductors with same cross section, stranded, ferrules without plastic sleeve, max.	25 mm ²
Stripping length	24 mm
Internal cylindrical gage	A11
Screw thread	M8
Tightening torque, min	8 Nm
Tightening torque max	10 Nm

Standards and Regulations

Connection in acc. with standard	IEC 60947-7-1
Flammability rating according to UL 94	V0

High-current terminal block - UKH 70-3L - 3076329

Classifications

eCl@ss

eCl@ss 4.0	27141120
eCl@ss 4.1	27141120
eCl@ss 5.0	27141120
eCl@ss 5.1	27141120
eCl@ss 6.0	27141120
eCl@ss 7.0	27141120
eCl@ss 8.0	27141120
eCl@ss 9.0	27141120

ETIM

ETIM 3.0	EC000897
ETIM 4.0	EC000897
ETIM 5.0	EC000897

UNSPSC

UNSPSC 6.01	30211811
UNSPSC 7.0901	39121410
UNSPSC 11	39121410
UNSPSC 12.01	39121410
UNSPSC 13.2	39121410

Approvals

Approvals

Approvals

EAC / UL Recognized / cUL Recognized / cULus Recognized

Ex Approvals


Approvals submitted


Approval details

EAC

High-current terminal block - UKH 70-3L - 3076329

Approvals

UL Recognized 		
	B	C
mm ² /AWG/kcmil	6-3/0	6-3/0
Nominal current I _N	192 A	192 A
Nominal voltage U _N	1000 V	1000 V

cUL Recognized 		
	B	C
mm ² /AWG/kcmil	6-3/0	6-3/0
Nominal current I _N	192 A	192 A
Nominal voltage U _N	1000 V	1000 V

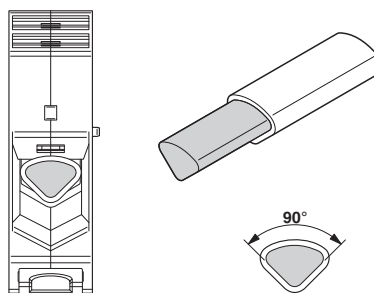
cULus Recognized 		
--	--	--

Drawings

Circuit diagram



Schematic diagram



Connecting aluminum cables. Further notes can be found in the download area

Below is a list of articles with direct links to our shop Electric Automation Network where you can see:

- Quote per purchase volume in real time.
- Online documentation and datasheets of all products.
- Estimated delivery time enquiry in real time.
- Logistics systems for the shipment of materials almost anywhere in the world.
- Purchasing management, order record and tracking of shipments.

To access the product, [click on the green button.](#)

Product	Code	Reference	Product link
High-current terminal block, Connection method: Screw connection, Number of positions: 3, Cross section: 16 mm ² - 95 mm ² , AWG: 4 - 3/0, Width: 60.9 mm, Color: gray, Mounting type: NS 35/7,5, NS 35/15, NS 35/15-2,3, NS 32	3076329	UKH 70-3L	Buy on EAN