At the end of this document you will find links to products related to this catalog. You can go directly to our shop by clicking HERE. HERE

Safety relays - PSR-SPP- 24UC/ESA4/3X1/1X2/B - 2963941

Please be informed that the data shown in this PDF Document is generated from our Online Catalog. Please find the complete data in the user's documentation. Our General Terms of Use for Downloads are valid
(http://phoenixcontact.com/download)

The figure shows a version with a screw connection

Safety relay for emergency stop and safety door monitoring up to SIL 3 or Cat. 4, PL e according to EN ISO 13849, single or two-channel operation, 3 enabling current paths, nominal input voltage of 24 V AC/DC, plug-in spring-cage terminal block

Why buy this product

- Up to Cat.4/PL e according to EN ISO 13849-1, SILCL 3 according to EN 62061, SIL 3 according to IEC 61508
- Single and two-channel control
- 3 enabling current paths, 1 signaling current path

Key Commercial Data

Packing unit	1 STK
GTIN	4 017918 904784

Technical data

Note

Utilization restriction	EMC: class A product, see manufacturer's declaration in the download area

Dimensions

Width	22.5 mm
Height	112 mm
Depth	114.5 mm

Ambient conditions

Ambient temperature (operation)	-20 °C ... 55 °C
Ambient temperature (storage/transport)	-40 °C ... 70 °C
Max. permissible relative humidity (operation)	75 % (on average, 85% infrequently, non-condensing)
Max. permissible humidity (storage/transport)	75 % (on average, 85% infrequently, non-condensing)
Maximum altitude	≤ 2000 m (Above sea level)

Safety relays - PSR-SPP- 24UC/ESA4/3X1/1X2/B - 2963941

Technical data

Input data

Nominal input voltage U_N	24 V AC/DC
Input voltage range in reference to U_N	0.85 ... 1.1
Typical input current at U_N	140 mA AC
	65 mA DC
Voltage at input/start and feedback circuit	approx. 24 V DC
Typical response time	100 ms (automatic start)
Typical release time	45 ms (single-channel)
	10 ms (two-channel)
Concurrence input 1/2	∞
Recovery time	1 s
Status display	Green LED
Max. permissible overall conductor resistance	approx. 50 Ω (Input and start circuits at U_N)

Output data

Contact type	3 enabling current paths
	1 signaling current path
Contact material	$AgSnO_2$, + 0.2 µm Au
Minimum switching voltage	15 V AC/DC
Maximum switching voltage	250 V AC/DC
Limiting continuous current	6 A (N/O contact)
Inrush current, minimum	25 mA
Maximum inrush current	6 A
Sq. Total current	72 A^2 ($I_{TH}^2 = I_1^2 + I_2^2 + I_3^2$)
Interrupting rating (ohmic load) max.	144 W (24 V DC, τ = 0 ms)
	288 W (48 V DC, τ = 0 ms)
	77 W (110 V DC, τ = 0 ms)
	88 W (220 V DC, τ = 0 ms)
	1500 VA (250 V AC, τ = 0 ms)
Maximum interrupting rating (inductive load)	48 W (24 V DC, τ = 40 ms)
	40 W (48 V DC, τ = 40 ms)
	35 W (110 V DC, τ = 40 ms)
	33 W (220 V DC, τ = 40 ms)
Switching capacity min.	0.4 W
Output fuse	10 A gL/gG NEOZED (N/O contact)
	6 A gL/gG NEOZED (N/C contact)

General

Relay type	Electromechanical relay with forcibly guided contacts in accordance with EN 50205
Mechanical service life	Approx. 10^7 cycles
Net weight	225.8 g

Safety relays - PSR-SPP- 24UC/ESA4/3X1/1X2/B - 2963941

Technical data

General

Mounting type	DIN rail mounting
Degree of protection	IP54
	IP20
Min. degree of protection of inst. location	IP54
Mounting position	any
Control	one and two channel

Connection data

Connection method	Spring-cage connection
pluggable	Yes
Conductor cross section solid min.	0.2 mm²
Conductor cross section solid max.	1.5 mm²
Conductor cross section flexible min.	0.2 mm²
Conductor cross section flexible max.	1.5 mm²
Conductor cross section AWG min.	24
Conductor cross section AWG max.	16
Stripping length	8 mm

Safety-related characteristic data

Stop category	0
Designation	IEC 61508 - High demand
Safety Integrity Level (SIL)	3
Designation	IEC 61508 - Low demand
Safety Integrity Level (SIL)	3
Designation	EN ISO 13849
Performance level (PL)	e
Category	4
Designation	EN 62061
Safety Integrity Level Claim Limit (SIL CL)	3

Standards and Regulations

Designation	Air clearances and creepage distances between the power circuits
Standards/regulations	DIN EN 50178/VDE 0160
Rated insulation voltage	250 V
Rated surge voltage/insulation	4 kV / basic insulation (safe isolation, reinforced insulation, and 6 kV between A1-A2/logic/enabling and signaling current paths)
Degree of pollution	2
Overvoltage category	III

Classifications

eCl@ss

eCl@ss 4.0	27371102

Safety relays - PSR-SPP- 24UC/ESA4/3X1/1X2/B - 2963941

Classifications

eCl@ss

eCl@ss 4.1	27371102
eCl@ss 5.0	27371901
eCl@ss 5.1	27371901
eCl@ss 6.0	27371819
eCl@ss 7.0	27371819
eCl@ss 8.0	27371819

ETIM

ETIM 2.0	EC000196
ETIM 3.0	EC001449
ETIM 4.0	EC001449
ETIM 5.0	EC001449

UNSPSC

UNSPSC 6.01	30211901
UNSPSC 7.0901	39121501
UNSPSC 11	39121501
UNSPSC 12.01	39121501
UNSPSC 13.2	39121501

Approvals

Approvals

Approvals

UL Listed / cUL Listed / Functional Safety / EAC / EAC / Functional Safety / Functional Safety / cULus Listed

Ex Approvals

Approvals submitted

Approval details

UL Listed

cUL Listed

Safety relays - PSR-SPP- 24UC/ESA4/3X1/1X2/B - 2963941

Approvals

Functional Safety

EAC

EAC

Functional Safety

Functional Safety

cULus Listed

Drawings

Circuit diagram

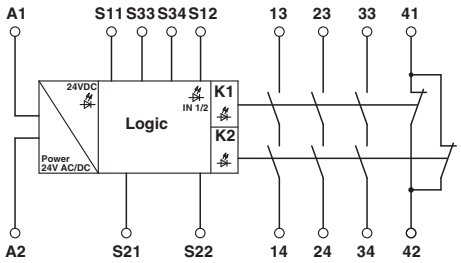

Safety relays - PSR-SPP- 24UC/ESA4/3X1/1X2/B - 2963941

Circuit diagram

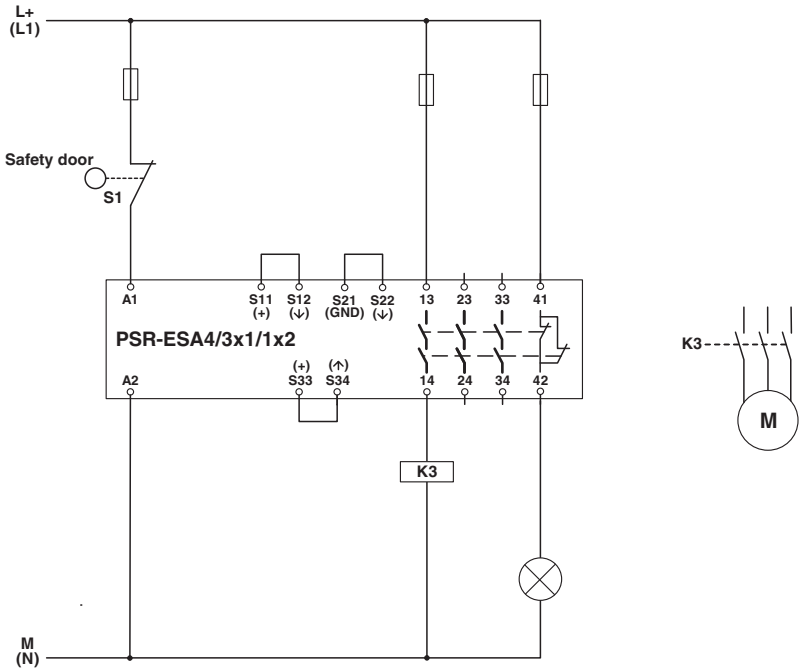

Single-channel safety door monitoring

Circuit diagram

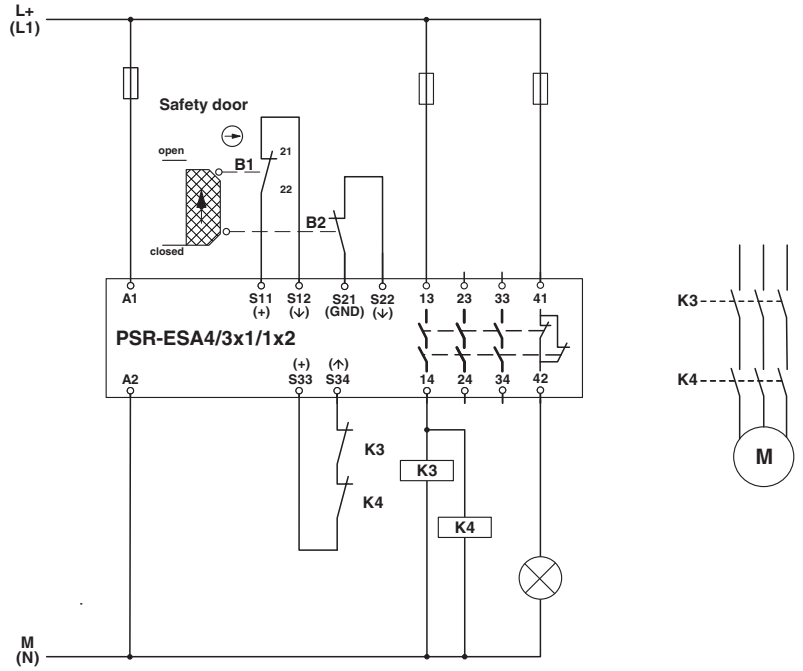

Two-channel safety door monitoring

Phoenix Contact 2016 © - all rights reserved
http://www.phoenixcontact.com

PHOENIX CONTACT GmbH & Co. KG
Flachsmarktstr. 8
32825 Blomberg
Germany
Tel. +49 5235 300
Fax +49 5235 3 41200
http://www.phoenixcontact.com

Below is a list of articles with direct links to our shop Electric Automation Network where you can see:

- Quote per purchase volume in real time.
- Online documentation and datasheets of all products.
- Estimated delivery time enquiry in real time.
- Logistics systems for the shipment of materials almost anywhere in the world.
- Purchasing management, order record and tracking of shipments.

To access the product, click on the green button.

Product	Code	Reference	Product link
Safety relay for emergency stop and safety door monitoring up to SIL 3 or Cat. 4, PL e according to EN ISO 13849, single or two-channel operation, 3 enabling current paths, nominal input voltage of 24 V AC/DC, plug-in spring-cage terminal block	2963941	PSR-SPP- 24UC/ ESA4/3X1/1X2/B	Buy on EAN