



Automatización Eléctrica
Especialistas en Automatización

At the end of this document you will find links to products related to this catalog. You can go directly to our shop by clicking HERE. [HERE](#)

Relay Module - EMG 10-REL/KSR-G 24/ 2-LC - 2942111

Please be informed that the data shown in this PDF Document is generated from our Online Catalog. Please find the complete data in the user's documentation. Our General Terms of Use for Downloads are valid (<http://phoenixcontact.com/download>)



Relay module, with soldered-in miniature switching relay, contact (AgNi): Medium to large loads, 1 N/C contact, input voltage 24 V DC

The illustration shows version EMG 10-REL/KSR-G 24/1-LC, with soldered-in miniature switching relay

Why buy this product

- Safe isolation according to DIN EN 50178 between coil and contact
- Integrated input circuit and interference suppression circuit



Key Commercial Data

Packing unit	10 STK
GTIN	4 017918 080600

Technical data

Note

Utilization restriction	EMC: class A product, see manufacturer's declaration in the download area
-------------------------	---

Dimensions

Width	10.6 mm
Height	75 mm
Depth	53.5 mm

Ambient conditions

Ambient temperature (operation)	-20 °C ... 40 °C
Ambient temperature (storage/transport)	-20 °C ... 70 °C

Coil side

Nominal input voltage U_N	24 V DC
-----------------------------	---------

Relay Module - EMG 10-REL/KSR-G 24/ 2-LC - 2942111

Technical data

Coil side

Input voltage range in reference to U_N	0.8 ... 1.1
Typical input current at U_N	21 mA
Typical response time	7 ms
Typical release time	11 ms
Protective circuit	Protection against polarity reversal Polarity protection diode
	Free-wheeling diode Damping diode
Operating voltage display	Yellow LED
Power dissipation for nominal condition	0.5 W

Contact side

Contact type	Single contact, 1 N/C contact
Contact material	AgNi
Maximum switching voltage	250 V AC/DC
Maximum inrush current	8 A
Limiting continuous current	6 A
Interrupting rating (ohmic load) max.	140 W (at 24 V DC)
	60 W (at 48 V DC)
	45 W (at 60 V DC)
	35 W (at 110 V DC)
	55 W (at 220 V DC)
	1500 VA (for 250 V AC)

General

Test voltage relay winding/relay contact	4 kV AC (50 Hz, 1 min.)
Operating mode	100% operating factor
Mechanical service life	Approx. 2×10^7 cycles
Standards/regulations	IEC 60664
	EN 50178
	IEC 62103
Rated surge voltage/insulation	Basic insulation
Degree of pollution	2
Overvoltage category	III
Mounting position	any
Assembly instructions	In rows with zero spacing

Connection data input side

Connection name	Coil side
Connection method	Screw connection
Stripping length	8 mm
Screw thread	M3
Conductor cross section solid	0.2 mm ² ... 4 mm ²
Conductor cross section flexible	0.2 mm ² ... 2.5 mm ²

Relay Module - EMG 10-REL/KSR-G 24/ 2-LC - 2942111

Technical data

Connection data input side

Conductor cross section AWG	24 ... 12
-----------------------------	-----------

Connection data output side

Connection name	Contact side
Connection method	Screw connection
Stripping length	8 mm
Screw thread	M3
Conductor cross section solid	0.2 mm ² ... 4 mm ²
Conductor cross section flexible	0.2 mm ² ... 2.5 mm ²
Conductor cross section AWG	24 ... 12

Standards and Regulations

Connection in acc. with standard	CUL
Standards/regulations	IEC 60664
	EN 50178
	IEC 62103
Rated surge voltage/insulation	Basic insulation
Degree of pollution	2
Overvoltage category	III

Classifications

eCl@ss

eCl@ss 4.0	27371102
eCl@ss 4.1	27371102
eCl@ss 5.0	27371001
eCl@ss 5.1	27371001
eCl@ss 6.0	27371001
eCl@ss 7.0	27371001
eCl@ss 8.0	27371601
eCl@ss 9.0	27371601

ETIM

ETIM 2.0	EC000196
ETIM 3.0	EC000196
ETIM 4.0	EC000196
ETIM 5.0	EC001437

UNSPSC

UNSPSC 6.01	30211916
UNSPSC 7.0901	39121515
UNSPSC 11	39121515

Relay Module - EMG 10-REL/KSR-G 24/ 2-LC - 2942111

Classifications

UNSPSC

UNSPSC 12.01	39121515
UNSPSC 13.2	39121515

Approvals

Approvals

Approvals

UL Recognized / cUL Recognized / EAC / EAC / cULus Recognized

Ex Approvals

Approvals submitted


Approval details

UL Recognized 

cUL Recognized 

EAC

EAC

cULus Recognized 

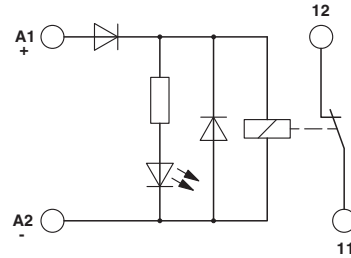
Drawings

Relay Module - EMG 10-REL/KSR-G 24/ 2-LC - 2942111

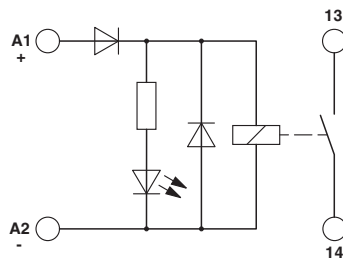
Connection diagram



Circuit diagram



Circuit diagram



a = standard module: Coil connections bottom!
b = 180° inverted connection: Coil connections top!

Phoenix Contact 2016 © - all rights reserved
<http://www.phoenixcontact.com>

PHOENIX CONTACT GmbH & Co. KG
Flachsmarktstr. 8
32825 Blomberg
Germany
Tel. +49 5235 300
Fax +49 5235 3 41200
<http://www.phoenixcontact.com>

Below is a list of articles with direct links to our shop Electric Automation Network where you can see:

- Quote per purchase volume in real time.
- Online documentation and datasheets of all products.
- Estimated delivery time enquiry in real time.
- Logistics systems for the shipment of materials almost anywhere in the world.
- Purchasing management, order record and tracking of shipments.

To access the product, [click on the green button.](#)

Product	Code	Reference	Product link
Relay module, with soldered-in miniature switching relay, contact (AgNi): Medium to large loads, 1 N/C contact, input voltage 24 V DC	2942111	EMG 10-REL/ KSR-G 24/ 2-LC	Buy on EAN