



Automatización Eléctrica
Especialistas en Automatización

At the end of this document you will find links to products related to this catalog. You can go directly to our shop by clicking HERE. [HERE](#)

Type 2 surge arrester - VAL-MS 385/80/3+1-FM - 2920968

Please be informed that the data shown in this PDF Document is generated from our Online Catalog. Please find the complete data in the user's documentation. Our General Terms of Use for Downloads are valid (<http://phoenixcontact.com/download>)



Type 2 surge arrester for 5-wire power supply systems (L1, L2, L3, N, PE), with connector latching and remote indication contact.

Why buy this product

- With or without floating remote indication contact
- Plugs can be checked with CHECKMASTER
- Secure hold of plugs in the event of high lightning current loads and strong vibrations thanks to new latching
- Multi-channel type 2 arresters
- Mechanical coding of all slots
- Disconnect device on each individual plug
- Type 2 consistent plug-in surge arresters
- Optical, mechanical status indication for the individual arresters



Key Commercial Data

Packing unit	1 STK
GTIN	 4 046356 280983

Technical data

Dimensions

Height	99 mm
Width	71.2 mm
Depth	77.5 mm
Horizontal pitch	4 Div.

Ambient conditions

Degree of protection	IP20 (only when all terminal points are used)
Ambient temperature (operation)	-40 °C ... 80 °C
Ambient temperature (storage/transport)	-40 °C ... 80 °C

Type 2 surge arrester - VAL-MS 385/80/3+1-FM - 2920968

Technical data

Ambient conditions

Altitude	≤ 2000 m (amsl (above mean sea level))
Permissible humidity (operation)	5 % ... 95 %
Shock (operation)	30g (half sinus / 11 ms / 3x ±X, ±Y, ±Z)
Vibration (operation)	7.5g (10 ... 500 Hz / 2.5 h / X, Y, Z)

General

Standards/specifications	IEC 61643-11 2011
	EN 61643-11 2012
IEC test classification	II
	T2
EN type	T2
IEC power supply system	TT
	TN-C
	TN-S
Number of ports	One
SPD design	Combination type
Mode of protection	L-N
	L-PE
	N-PE
Mounting type	DIN rail: 35 mm
Color	jet black RAL 9005
Housing material	PA 6.6
	PBT
Degree of pollution	2
Flammability rating according to UL 94	V-0
Type	DIN rail module, two-section, divisible
Surge protection fault message	Optical, remote indicator contact

Protective circuit

Nominal voltage U_N	240/415 V AC (TN-S)
	240/415 V AC (TT)
Nominal frequency f_N	50 Hz (60 Hz)
Maximum continuous operating voltage U_C (L-N)	385 V AC
Maximum continuous operating voltage U_C (L-PE)	358 V AC
Maximum continuous voltage U_C (N-PE)	264 V AC
Rated load current I_L	80 A
Residual current I_{PE}	≤ 5 μ A
Standby power consumption P_C	≤ 690 mVA
Nominal discharge current I_n (8/20) μ s	40 kA
Maximum discharge current I_{max} (8/20) μ s	80 kA
Impulse discharge current (10/350) μ s (L-N), charge	1.25 As

Type 2 surge arrester - VAL-MS 385/80/3+1-FM - 2920968

Technical data

Protective circuit

Impulse discharge current (10/350) μs (L-N), specific energy	1.56 kJ/ Ω
Impulse discharge current (10/350) μs (L-N), peak current value I_{imp}	2.5 kA
Impulse discharge current (10/350) μs (L-PE), charge	1.25 As
Impulse discharge current (10/350) μs (L-PE), specific energy	1.56 kJ/ Ω
Impulse discharge current (10/350) μs (L-PE), peak current value I_{imp}	2.5 kA
Impulse discharge current (10/350) μs (N-PE), charge	5 As
Impulse discharge current (10/350) μs (N-PE), specific energy	25 kJ/ Ω
Impulse discharge current (10/350) μs (N-PE), peak current value I_{imp}	10 kA
Total discharge current I_{Total} (8/20) μs	80 kA
Total discharge current I_{Total} (10/350) μs	10 kA
Follow current interrupt rating I_{fi} (N-PE)	100 A (264 V AC)
Short-circuit current rating I_{SCCR}	25 kA
Voltage protection level U_p (L-N)	≤ 2 kV
Voltage protection level U_p (L-PE)	≤ 2 kV
Voltage protection level U_p (N-PE)	≤ 1.7 kV
Residual voltage U_{res} (L-N)	≤ 2 kV (at I_n)
	≤ 1.4 kV (at 10 kA)
	≤ 1.25 kV (at 5 kA)
	≤ 1.2 kV (at 3 kA)
Residual voltage U_{res} (L-PE)	≤ 2 kV (at I_n)
	≤ 1.5 kV (at 10 kA)
	≤ 1.4 kV (at 5 kA)
	≤ 1.3 kV (at 3 kA)
Residual voltage U_{res} (N-PE)	≤ 0.6 kV (at I_n)
	≤ 0.5 kV (at 10 kA)
	≤ 0.5 kV (at 5 kA)
	≤ 0.4 kV (at 3 kA)
Front of wave sparkover voltage at 6 kV (1.2/50) μs (N-PE)	≤ 1.7 kV
TOV behavior at U_T (L-N)	480 V AC (5 s / withstand mode)
	457 V AC (120 min / withstand mode)
TOV behavior at U_T (N-PE)	1200 V AC (200 ms / withstand mode)
Response time t_A (L-N)	≤ 25 ns
Response time t_A (L-PE)	≤ 100 ns
Response time t_A (N-PE)	≤ 100 ns
Max. backup fuse with branch wiring	250 A (gG)
Max. backup fuse with V-type through wiring	80 A (gG - 16 mm ²)

Indicator/remote signaling

Connection name	Remote fault indicator contact
Switching function	PDT contact

Type 2 surge arrester - VAL-MS 385/80/3+1-FM - 2920968

Technical data

Indicator/remote signaling

Operating voltage	5 V AC ... 250 V AC
	30 V DC
Operating current	5 mA AC ... 1.5 A
	1 A
Connection method	Screw connection
Screw thread	M2
Tightening torque	0.25 Nm
Stripping length	7 mm
Conductor cross section flexible	0.14 mm ² ... 1.5 mm ²
Conductor cross section solid	0.14 mm ² ... 1.5 mm ²
Conductor cross section AWG	28 ... 16

Connection data

Connection method	Screw connection
Conductor cross section flexible	1.5 mm ² ... 25 mm ²
Conductor cross section solid	1.5 mm ² ... 35 mm ²
Conductor cross section AWG	15 ... 2
Screw thread	M5
Tightening torque	4.5 Nm
Stripping length	16 mm

UL specifications

SPD Type	4CA
Maximum continuous operating voltage MCOV (L-L)	770 V AC
Maximum continuous operating voltage MCOV (L-N)	385 V AC
Maximum continuous operating voltage MCOV (L-G)	385 V AC
Maximum continuous operating voltage MCOV (N-G)	264 V AC
Nom. voltage	240/415 V AC
Mode of protection	L-L
	L-N
	L-G
	N-G
Power distribution system	3Y
Nominal frequency	50/60 Hz
Measured limiting voltage MLV (L-L)	3860 V
Measured limiting voltage MLV (L-N)	2710 V
Measured limiting voltage MLV (L-G)	3730 V
Measured limiting voltage MLV (N-G)	2590 V
Nominal discharge current I _n (L-L)	20 kA
Nominal discharge current I _n (L-N)	20 kA
Nominal discharge current I _n (L-G)	20 kA

Type 2 surge arrester - VAL-MS 385/80/3+1-FM - 2920968

Technical data

UL specifications

Nominal discharge current I_n (N-G)	20 kA
---------------------------------------	-------

UL indicator/remote signaling

Operating voltage	125 V AC
Operating current	1 A
Tightening torque	4 lb _F -in.
Conductor cross section AWG	30 ... 14

UL connection data

Conductor cross section AWG	10 ... 2
Tightening torque	30 lb _F -in.

Classifications

eCl@ss

eCl@ss 4.0	27140201
eCl@ss 4.1	27130801
eCl@ss 5.0	27130801
eCl@ss 5.1	27130801
eCl@ss 6.0	27130805
eCl@ss 7.0	27130805
eCl@ss 8.0	27130806
eCl@ss 9.0	27130806

ETIM

ETIM 2.0	EC000941
ETIM 3.0	EC000941
ETIM 4.0	EC000941
ETIM 5.0	EC000941

UNSPSC

UNSPSC 6.01	30212010
UNSPSC 7.0901	39121610
UNSPSC 11	39121610
UNSPSC 12.01	39121610
UNSPSC 13.2	39121620

Approvals

Approvals

Type 2 surge arrester - VAL-MS 385/80/3+1-FM - 2920968

Approvals

Approvals

KEMA-KEUR / CCA / IECCE CB Scheme / GL / UL Recognized / cUL Recognized / EAC / cULus Recognized


Ex Approvals

Approvals submitted


Approval details


KEMA-KEUR 

CCA

IECEE CB Scheme 

GL

UL Recognized 

cUL Recognized 

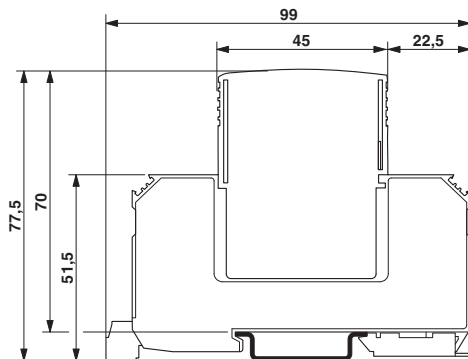
EAC

cULus Recognized 

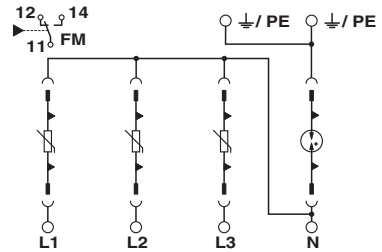
Drawings

Type 2 surge arrester - VAL-MS 385/80/3+1-FM - 2920968

Dimensional drawing



Circuit diagram



Phoenix Contact 2016 © - all rights reserved
<http://www.phoenixcontact.com>

PHOENIX CONTACT GmbH & Co. KG
Flachsmarktstr. 8
32825 Blomberg
Germany
Tel. +49 5235 300
Fax +49 5235 3 41200
<http://www.phoenixcontact.com>



Below is a list of articles with direct links to our shop Electric Automation Network where you can see:

- Quote per purchase volume in real time.
- Online documentation and datasheets of all products.
- Estimated delivery time enquiry in real time.
- Logistics systems for the shipment of materials almost anywhere in the world.
- Purchasing management, order record and tracking of shipments.

To access the product, [click on the green button.](#)

Product	Code	Reference	Product link
Type 2 surge arrester for 5-wire power supply systems (L1, L2, L3, N, PE), with connector latching and remote indication contact.	2920968	VAL-MS 385/80/3+1-FM	Buy on EAN