



Automatización Eléctrica
Especialistas en Automatización

At the end of this document you will find links to products related to this catalog. You can go directly to our shop by clicking [HERE](#). [HERE](#)

Lightning arrester type 1 - FLT-SEC-H-T1-3C-264/25-FM - 2905871

Please be informed that the data shown in this PDF Document is generated from our Online Catalog. Please find the complete data in the user's documentation. Our General Terms of Use for Downloads are valid (<http://phoenixcontact.com/download>)



Plug-in lightning arrester, in accordance with Type 1/Class I, with integrated surge-proof fuse, for 3-phase power supply networks with combined PE and N installed in one conductor (L1, L2, L3, PEN).

Why buy this product

- Integrated combination of spark gap without line follow current and surge-proof fuse
- Can be used without separate backup fuse thanks to integrated overcurrent protection
- Free of leakage current, suitable for use in the pre-meter area
- Can be inserted with innovative push-pull locking mechanism
- Low voltage protection level of 1.5 kV
- Optical, mechanical status indicator
- With floating remote indication contact



Key Commercial Data

Packing unit	1 STK
GTIN	 4 055626 003825

Technical data

Dimensions

Height	167 mm
Width	106.8 mm
Depth	74.5 mm
Horizontal pitch	6 Div.

Ambient conditions

Degree of protection	IP20 (only when all terminal points are used)
Ambient temperature (operation)	-40 °C ... 80 °C
Ambient temperature (storage/transport)	-40 °C ... 80 °C
Altitude	≤ 4000 m (amsl (above mean sea level))

Lightning arrester type 1 - FLT-SEC-H-T1-3C-264/25-FM - 2905871

Technical data

Ambient conditions

Permissible humidity (operation)	5 % ... 95 %
----------------------------------	--------------

General

Standards/specifications	IEC 61643-11 2011
	EN 61643-11 2012
IEC test classification	I / II
	T1 / T2
	T1
	I
EN type	T1 / T2
	T1
IEC power supply system	TN-C
	TT
Number of ports	One
SPD design	Voltage-switching type
Mode of protection	L-PEN
Mounting type	DIN rail: 35 mm
Color	light grey RAL 7035
	traffic grey A RAL 7042
Housing material	PA 6.6-FR 20% GF
	PBT-FR
Degree of pollution	2
Distance between live and grounded parts	1 mm
Flammability rating according to UL 94	V-0
Type	DIN rail module, two-section, divisible
Number of positions	3
Surge protection fault message	Optical, remote indicator contact

Protective circuit

Nominal voltage U_N	240/415 V AC (TN-C)
Nominal frequency f_N	50 Hz (60 Hz)
Maximum continuous voltage U_C	264 V AC
Nominal discharge current I_n (8/20) μ s	25 kA
Maximum discharge current I_{max} (8/20) μ s	50 kA
Impulse discharge current (10/350)# μ s, charge	12.5 As
Impulse discharge current (10/350)# μ s, specific energy	160 kJ/ Ω
Impulse discharge current (10/350)# μ s, peak value I_{imp}	25 kA
Total discharge current I_{Total} (10/350) μ s	75 kA
Follow current interrupt rating I_{fi}	50 kA
Short-circuit current rating I_{SCCR}	50 kA
Voltage protection level U_p	≤ 1.5 kV

Lightning arrester type 1 - FLT-SEC-H-T1-3C-264/25-FM - 2905871

Technical data

Protective circuit

Residual voltage U_{res}	≤ 1.5 kV (at I_n)
	≤ 2.5 kV (at 50 kA)
	≤ 1.2 kV (at 12.5 kA)
	≤ 1 kV (at 5 kA)
	≤ 0.9 kV (at 2.5 kA)
Front of wave sparkover voltage at 6 kV (1.2/50) μ s	≤ 1.5 kV
TOV behavior at U_T	415 V AC (5 s / withstand mode)
	460 V AC (120 min / withstand mode)
Response time t_A	≤ 100 ns

Additional technical data

Follow current interrupt rating I_{fi}	100 kA
Short-circuit current rating I_{SCCR}	100 kA

Indicator/remote signaling

Connection name	Remote fault indicator contact
Switching function	PDT contact
Operating voltage	12 V AC ... 250 V AC
	125 V DC (200 mA DC)
Operating current	10 mA AC ... 1 A
	1 A (30 V DC)
Connection method	Plug-in/screw connection via COMBICON
Screw thread	M2
Tightening torque	0.25 Nm
Stripping length	7 mm
Conductor cross section flexible min.	0.14 mm ²
Conductor cross section flexible max.	1.5 mm ²
Conductor cross section solid min.	0.14 mm ²
Conductor cross section solid max.	1.5 mm ²
Conductor cross section AWG	28 ... 16

Connection data

Connection method	Screw terminal blocks
Conductor cross section flexible min.	2.5 mm ²
Conductor cross section flexible max.	35 mm ²
Conductor cross section solid min.	2.5 mm ²
Conductor cross section solid max.	35 mm ²
Conductor cross section AWG	13 ... 2
Screw thread	M5
Tightening torque	4.5 Nm
Stripping length	18 mm

UL specifications

Lightning arrester type 1 - FLT-SEC-H-T1-3C-264/25-FM - 2905871

Technical data

UL specifications

Nom. voltage	240 V AC
--------------	----------

Classifications

eCl@ss

eCl@ss 5.1	27130801
eCl@ss 6.0	27130808
eCl@ss 8.0	27130802
eCl@ss 9.0	27130802

ETIM

ETIM 4.0	EC000381
ETIM 5.0	EC000381

Approvals

Approvals

Approvals

KEMA-KEUR / EAC / CCA / IECEE CB Scheme

Ex Approvals

Approvals submitted

Approval details

KEMA-KEUR

EAC

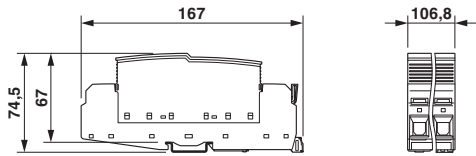
CCA

IECEE CB Scheme

Lightning arrester type 1 - FLT-SEC-H-T1-3C-264/25-FM - 2905871

Drawings

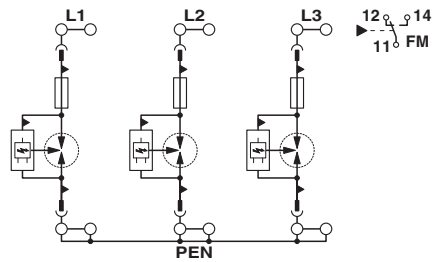
Dimensional drawing



Product drawing

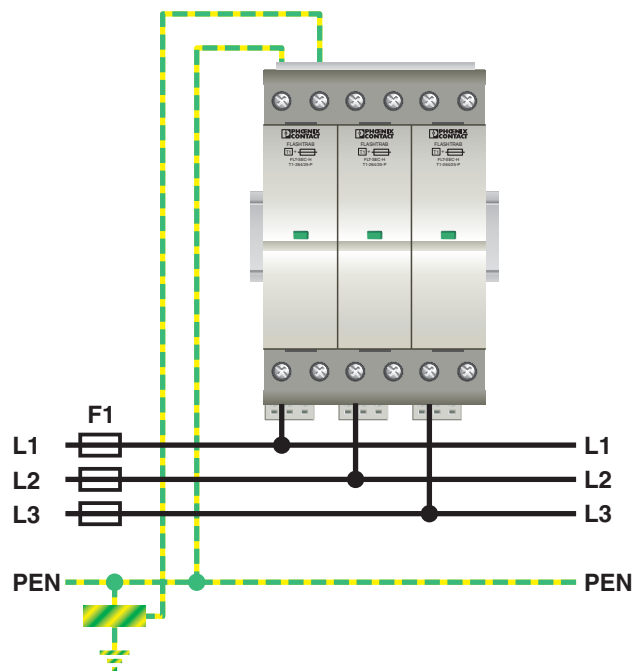


Circuit diagram



Lightning arrester type 1 - FLT-SEC-H-T1-3C-264/25-FM - 2905871

Application drawing



Phoenix Contact 2016 © - all rights reserved
<http://www.phoenixcontact.com>

PHOENIX CONTACT GmbH & Co. KG
Flachsmarktstr. 8
32825 Blomberg
Germany
Tel. +49 5235 300
Fax +49 5235 3 41200
<http://www.phoenixcontact.com>

Below is a list of articles with direct links to our shop Electric Automation Network where you can see:

- Quote per purchase volume in real time.
- Online documentation and datasheets of all products.
- Estimated delivery time enquiry in real time.
- Logistics systems for the shipment of materials almost anywhere in the world.
- Purchasing management, order record and tracking of shipments.

To access the product, [click on the green button.](#)

Product	Code	Reference	Product link
Plug-in lightning arrester, in accordance with Type 1/ Class I, with integrated surge-proof fuse, for 3-phase power supply networks with combined PE and N installed in one conductor (L1, L2, L3, PEN).	2905871	FLT-SEC-H-T1-3C-264/25-FM	Buy on EAN