



**Automatización Eléctrica**  
Especialistas en Automatización

At the end of this document you will find links to products related to this catalog. You can go directly to our shop by clicking [HERE](#). [HERE](#)

## Lightning arrester type 1 - FLT-SEC-P-T1-3C-350/25-FM - 2905419

Please be informed that the data shown in this PDF Document is generated from our Online Catalog. Please find the complete data in the user's documentation. Our General Terms of Use for Downloads are valid (<http://phoenixcontact.com/download>)



Plug-in lightning arrester, in accordance with Type 1/Class I, for 3-phase power supply networks, with combined PE and N installed in one conductor (L1, L2, L3, PEN).

### Why buy this product

- Spark gap has no line follow current
- Free of leakage current, suitable for use in the pre-meter area
- High continuous voltage of 350 V AC for 230/400 V AC networks with high voltage fluctuations
- Pluggable
- Low voltage protection level of 1.5 kV
- Optical, mechanical status indicator
- With floating remote indication contact
- Plugs can be checked with CHECKMASTER 2



### Key Commercial Data

Packing unit	1 STK
GTIN	 4 046356 950091

### Technical data

#### Dimensions

Height	95.2 mm
Width	106.8 mm
Depth	74.5 mm
Horizontal pitch	6 Div.

#### Ambient conditions

Degree of protection	IP20 (only when all terminal points are used)
Ambient temperature (operation)	-40 °C ... 80 °C
Ambient temperature (storage/transport)	-40 °C ... 80 °C

# Lightning arrester type 1 - FLT-SEC-P-T1-3C-350/25-FM - 2905419

## Technical data

### Ambient conditions

Altitude	≤ 2000 m (amsl (above mean sea level))
Permissible humidity (operation)	5 % ... 95 %
Shock (operation)	30g (half sinus / 11 ms / 3x ±X, ±Y, ±Z)
Vibration (operation)	5g (5 - 500 Hz/2.5 h/X, Y, Z)

### General

Standards/specifications	IEC 61643-11 2011
	EN 61643-11 2012
IEC test classification	I / II
	T1 / T2
	T1
	I
EN type	T1 / T2
	T1
IEC power supply system	TN-C
Number of ports	One
SPD design	Voltage-switching type
Mode of protection	L-PEN
Mounting type	DIN rail: 35 mm
Color	light grey RAL 7035
	traffic grey A RAL 7042
Housing material	PA 6.6-FR 20% GF
	PBT-FR
Degree of pollution	2
Flammability rating according to UL 94	V-0
Type	DIN rail module, two-section, divisible
Number of positions	3
Surge protection fault message	Optical, remote indicator contact

### Protective circuit

Nominal voltage $U_N$	240/415 V AC (TN-C)
Nominal frequency $f_N$	50 Hz (60 Hz)
Maximum continuous voltage $U_C$	350 V AC
Rated load current $I_L$	125 A (< 55 °C)
Nominal discharge current $I_n$ (8/20) $\mu$ s	25 kA
Maximum discharge current $I_{max}$ (8/20) $\mu$ s	50 kA
Impulse discharge current (10/350)# $\mu$ s, charge	25 As
Impulse discharge current (10/350)# $\mu$ s, specific energy	625 kJ/ $\Omega$
Impulse discharge current (10/350)# $\mu$ s, peak value $I_{imp}$	50 kA
Total discharge current $I_{Total}$ (10/350) $\mu$ s	75 kA
Follow current interrupt rating $I_{fi}$	50 kA

# Lightning arrester type 1 - FLT-SEC-P-T1-3C-350/25-FM - 2905419

## Technical data

### Protective circuit

Short-circuit current rating $I_{SCCR}$	50 kA
Voltage protection level $U_p$	$\leq 1.5$ kV
Residual voltage $U_{res}$	$\leq 1.5$ kV (at $I_n$ )
Front of wave sparkover voltage at 6 kV (1.2/50) $\mu$ s	$\leq 1.5$ kV
TOV behavior at $U_T$	415 V AC (5 s / withstand mode)
	457 V AC (120 min / withstand mode)
Response time $t_A$	$\leq 100$ ns
Max. backup fuse with branch wiring	315 A (gG)
Max. backup fuse with V-type through wiring	125 A (gG)

### Additional technical data

Follow current interrupt rating $I_{fi}$	100 kA (264 V AC)
Short-circuit current rating $I_{SCCR}$	100 kA (264 V AC)

### Indicator/remote signaling

Connection name	Remote fault indicator contact
Switching function	PDT contact
Operating voltage	12 V AC ... 250 V AC
	125 V DC (200 mA DC)
Operating current	10 mA AC ... 1 A
	1 A (30 V DC)
Connection method	Plug-in/screw connection via COMBICON
Screw thread	M2
Tightening torque	0.25 Nm
Stripping length	7 mm
Conductor cross section flexible min.	0.14 mm <sup>2</sup>
Conductor cross section flexible max.	1.5 mm <sup>2</sup>
Conductor cross section solid min.	0.14 mm <sup>2</sup>
Conductor cross section solid max.	1.5 mm <sup>2</sup>
Conductor cross section AWG	28 ... 16

### Connection data

Connection method	Screw terminal blocks
Conductor cross section flexible min.	2.5 mm <sup>2</sup>
Conductor cross section flexible max.	25 mm <sup>2</sup>
Conductor cross section solid min.	2.5 mm <sup>2</sup>
Conductor cross section solid max.	35 mm <sup>2</sup>
Conductor cross section AWG	13 ... 2
Screw thread	M5
Tightening torque	4.5 Nm
Stripping length	18 mm

### UL specifications

# Lightning arrester type 1 - FLT-SEC-P-T1-3C-350/25-FM - 2905419

## Technical data

### UL specifications

SPD Type	4CA
Maximum continuous operating voltage MCOV (L-L)	528 V AC
Maximum continuous operating voltage MCOV (L-G)	264 V AC
Nom. voltage	240/415 V AC
Mode of protection	L-L
	L-G
Power distribution system	3D
Nominal frequency	50/60 Hz
Measured limiting voltage MLV (L-L)	2450 V
Measured limiting voltage MLV (L-G)	1350 V
Nominal discharge current I <sub>n</sub> (L-L)	20 kA
Nominal discharge current I <sub>n</sub> (L-G)	20 kA
Follow current (L-G)	10 kA (264 V AC)

### UL indicator/remote signaling

Operating voltage	125 V AC
Operating current	1 A
Tightening torque	4 lb <sub>r</sub> -in.
Conductor cross section AWG	30 ... 14

### UL connection data

Conductor cross section AWG	12 ... 2
Tightening torque	40 lb <sub>r</sub> -in.

## Classifications

### eCl@ss

eCl@ss 5.1	27130801
eCl@ss 6.0	27130808
eCl@ss 8.0	27130802
eCl@ss 9.0	27130802

### ETIM

ETIM 4.0	EC000381
ETIM 5.0	EC000381

## Approvals

### Approvals

### Approvals

UL Recognized / KEMA-KEUR / cUL Recognized / CCA / IECCE CB Scheme / GL / EAC / cULus Recognized

# Lightning arrester type 1 - FLT-SEC-P-T1-3C-350/25-FM - 2905419

## Approvals

---


Ex Approvals

---


Approvals submitted

---

### Approval details

UL Recognized 

KEMA-KEUR 


cUL Recognized 

CCA

IECEE CB Scheme 

GL

EAC

cULus Recognized 

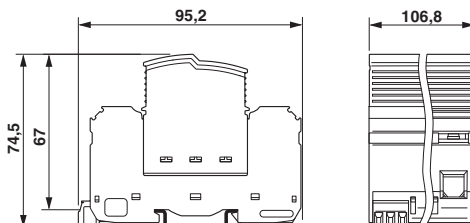
## Drawings

# Lightning arrester type 1 - FLT-SEC-P-T1-3C-350/25-FM - 2905419


Pictogram



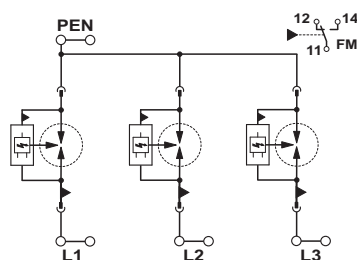
Dimensional drawing



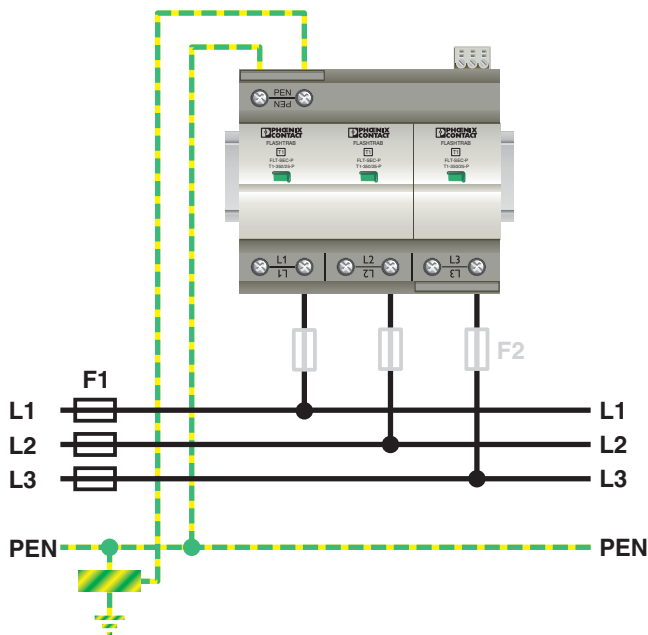
Product drawing



Circuit diagram



Application drawing



Phoenix Contact 2016 © - all rights reserved  
<http://www.phoenixcontact.com>

PHOENIX CONTACT GmbH & Co. KG  
Flachmarktstr. 8  
32825 Blomberg  
Germany  
Tel. +49 5235 300  
Fax +49 5235 3 41200  
<http://www.phoenixcontact.com>





Below is a list of articles with direct links to our shop Electric Automation Network where you can see:

- Quote per purchase volume in real time.
- Online documentation and datasheets of all products.
- Estimated delivery time enquiry in real time.
- Logistics systems for the shipment of materials almost anywhere in the world.
- Purchasing management, order record and tracking of shipments.

To access the product, [click on the green button.](#)

Product	Code	Reference	Product link
Plug-in lightning arrester, in accordance with Type 1/ Class I, for 3-phase power supply networks, with combined PE and N installed in one conductor (L1, L2, L3, PEN).	2905419	FLT-SEC-P-T1-3C-350/25-FM	<a href="#">Buy on EAN</a>