



Automatización Eléctrica
Especialistas en Automatización

At the end of this document you will find links to products related to this catalog. You can go directly to our shop by clicking [HERE](#). [HERE](#)

Relay Module - RIF-1-RPT-LV-230AC/2X21MS - 2905292

Please be informed that the data shown in this PDF Document is generated from our Online Catalog. Please find the complete data in the user's documentation. Our General Terms of Use for Downloads are valid (<http://phoenixcontact.com/download>)



Pre-assembled relay module with push-in connection, consisting of: relay base, relay retaining bracket, plug-in suppressor module, and power contact relay with test button and integrated status LED. Contact type: 2 PDTs. Input voltage: 230 V AC

Key Commercial Data

Packing unit	10 STK
GTIN	 4 046356 945387

Technical data

Note

Utilization restriction	EMC: class A product, see manufacturer's declaration in the download area
-------------------------	---

Dimensions

Width	16 mm
Height	93 mm
Depth	75 mm

Ambient conditions

Ambient temperature (operation)	-40 °C ... 50 °C
Ambient temperature (storage/transport)	-40 °C ... 85 °C

Coil side

Nominal input voltage U_N	230 V AC (50/60 Hz)
Input voltage range in reference to U_N	see diagram
Typical input current at U_N	4.5 mA
Typical response time	4 ms ... 12 ms
Typical release time range	4 ms ... 20 ms
Coil voltage	230 V AC
Protective circuit	Varistor
Operating voltage display	Yellow LED

Contact side

Contact type	2 PDT
Contact material	AgNi

Relay Module - RIF-1-RPT-LV-230AC/2X21MS - 2905292

Technical data

Contact side

Maximum switching voltage	250 V AC/DC
Minimum switching voltage	12 V (at 10 mA)
Min. switching current	10 mA (at 12 V)
Maximum inrush current	16 A (20 ms, N/O contact)
Limiting continuous current	see diagram
Interrupting rating (ohmic load) max.	192 W (at 24 V DC)
	62 W (at 48 V DC)
	42 W (at 60 V DC)
	55 W (at 110 V DC)
	66 W (at 220 V DC)
	2000 VA (for 250 V AC)
Switching capacity min.	120 mW
Switching capacity in acc. with DIN VDE 0660/IEC 60947	1 A (at 24 V, DC13)
	1.5 A (at 24 V, AC15)
	1.5 A (at 120 V, AC15)
	1.5 A (at 240 V, AC15)

Connection data input side

Connection name	Coil side
Connection method	Push-in connection
Stripping length	8 mm
Conductor cross section solid	0.14 mm ² ... 1.5 mm ²
Conductor cross section flexible	0.14 mm ² ... 1.5 mm ²
	0.14 mm ² ... 1 mm ² (Ferrule with plastic sleeve)
	0.14 mm ² ... 1.5 mm ² (Ferrules without plastic sleeve)
Conductor cross section AWG	26 ... 16

Connection data output side

Connection name	Contact side
Connection method	Push-in connection
Stripping length	8 mm
Conductor cross section solid	0.14 mm ² ... 1.5 mm ²
Conductor cross section flexible	0.14 mm ² ... 1.5 mm ²
	0.14 mm ² ... 1 mm ² (Ferrule with plastic sleeve)
	0.14 mm ² ... 1.5 mm ² (Ferrules without plastic sleeve)
Conductor cross section AWG	26 ... 16

General

Test voltage relay winding/relay contact	4 kV _{rms} (50 Hz, 1 min.)
Test voltage PDT/PDT	2.5 kV _{rms} (50 Hz, 1 min.)
Operating mode	100% operating factor
Degree of protection	IP20 (Relay socket)

Relay Module - RIF-1-RPT-LV-230AC/2X21MS - 2905292

Technical data

General

	RT II (Relay)
Mechanical service life	Approx. 5×10^6 cycles
Standards/regulations	DIN EN 50178
	IEC 62103
Rated surge voltage/insulation	6 kV/safe isolation
Rated insulation voltage	250 V AC
Degree of pollution	2
Overvoltage category	III
Mounting position	any
Assembly instructions	In rows with zero spacing

Standards and Regulations

Standards/regulations	DIN EN 50178
	IEC 62103
Rated insulation voltage	250 V AC
Rated surge voltage/insulation	6 kV/safe isolation
Degree of pollution	2
Overvoltage category	III

Articles in set

Relay socket - RIF-1-BPT/2X21 - 2900931



RIF-1... relay base, for miniature power relay with 1 or 2 PDTs or solid-state relays of the same design, push-in connection, plug-in option for input/suppressor modules, for mounting on NS 35/7,5

Single relay - REL-MR-230AC/21-21/MS - 2987972



Plug-in miniature relay, with power contact, 2 PDTs, test button, mechanical switch position indicator, status LED, coil voltage 230 V AC

Plug-in module - RIF-V-120-230 UC - 2900948



Plug-in module, for mounting on RIF-1, RIF-2, RIF-3, and RIF-4, with varistor, input voltage: 120 - 230 V AC/DC $\pm 20\%$

Relay Module - RIF-1-RPT-LV-230AC/2X21MS - 2905292

Articles in set

Retaining bracket - RIF-RH-1-H - 2904468



Relay retaining bracket, with ejector function and holder for marking material, suitable for RIF-1 relay base, for 25 mm tall miniature power relay and solid-state relay

Classifications

eCl@ss

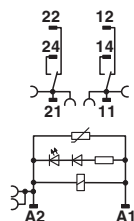
eCl@ss 4.1	27371102
eCl@ss 5.1	27371603
eCl@ss 6.0	27371603
eCl@ss 8.0	27371601
eCl@ss 9.0	27371601

ETIM

ETIM 4.0	EC000236
ETIM 5.0	EC001437

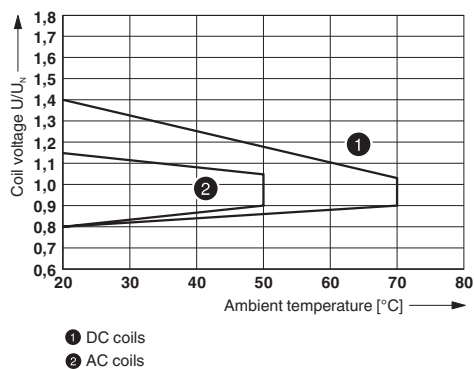
Drawings

Circuit diagram



AC coils

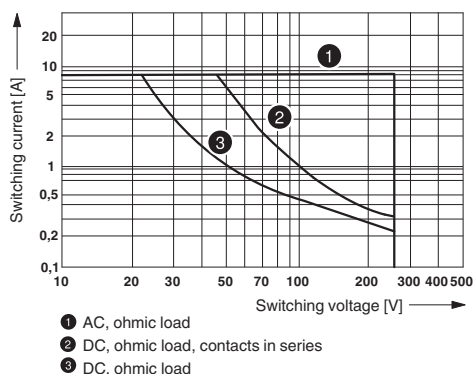
Diagram



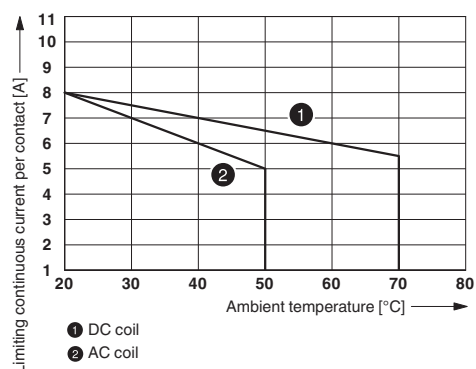
Operating voltage range

Relay Module - RIF-1-RPT-LV-230AC/2X21MS - 2905292

Diagram



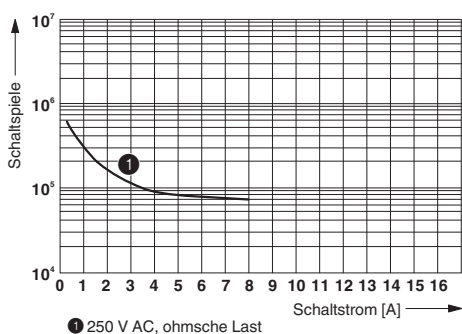
Diagram



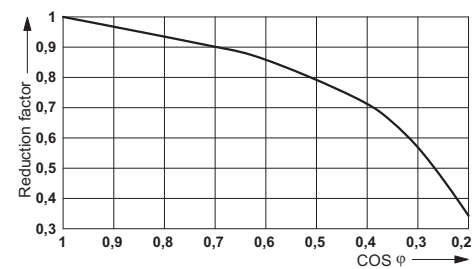
Interrupting rating

Contact derating

Diagram



Diagram



Electrical service life

Service life reduction factor

Phoenix Contact 2016 © - all rights reserved
<http://www.phoenixcontact.com>

PHOENIX CONTACT GmbH & Co. KG
 Flachsmarktstr. 8
 32825 Blomberg
 Germany
 Tel. +49 5235 300
 Fax +49 5235 3 41200
<http://www.phoenixcontact.com>



Below is a list of articles with direct links to our shop Electric Automation Network where you can see:

- Quote per purchase volume in real time.
- Online documentation and datasheets of all products.
- Estimated delivery time enquiry in real time.
- Logistics systems for the shipment of materials almost anywhere in the world.
- Purchasing management, order record and tracking of shipments.

To access the product, [click on the green button.](#)

Product	Code	Reference	Product link
Pre-assembled relay module with push-in connection, consisting of: relay base, relay retaining bracket, plug-in suppressor module, and power contact relay with test button and integrated status LED. Contact type: 2 PDTs. Input voltage: 230 V AC	2905292	RIF-1-RPT-LV-230AC/2X21MS	Buy on EAN