




**Automatización Eléctrica**  
Especialistas en Automatización

At the end of this document you will find links to products related to this catalog. You can go directly to our shop by clicking HERE. [HERE](#)

## Potential distributors - CBB 12 2X6RC-PT - 2905241

Please be informed that the data shown in this PDF Document is generated from our Online Catalog. Please find the complete data in the user's documentation. Our General Terms of Use for Downloads are valid (<http://phoenixcontact.com/download>)



Device circuit breaker boards for twelve thermomagnetic (CB TM1...) or electronic (CB E1... NO) circuit breakers with group remote signaling, central supply, connection for relay contacts, and potential distribution for up to four loads per channel.

### Why buy this product

- Reduced installation time thanks to multi-channel device Circuit Breakers Board (4/8/12 channels)
- Space savings of up to 35% thanks to compact design
- Fuse protection of up to 12 A per channel provides best possible protection for connected loads
- Up to 4 loads can be protected simultaneously with the additional terminal points
- Integrated group remote signaling ensures that you are always kept informed
- High current carrying capacity of the board supports supply of up to 60 A
- Maximum overcurrent protection over long cable paths thanks to device circuit breakers with SFB characteristic curve or electronic device circuit breakers

### Key Commercial Data

Packing unit	1 STK
GTIN	 4 046356 935371

### Technical data

#### Dimensions

Height	127.8 mm
Width	232 mm
Depth	70.8 mm

#### Ambient conditions

Ambient temperature (operation)	-30 °C ... 60 °C (at 48 A, see derating)
Ambient temperature (storage/transport)	-30 °C ... 80 °C
Humidity test	96h, 93% RH, 40 °C
Degree of protection	IP20 (Terminal blocks and fuse holders)
	IP00 (PCB)

#### General

Flammability rating according to UL 94	V0
Mounting type	DIN rail: 35 mm
Number of positions	12

# Potential distributors - CBB 12 2X6RC-PT - 2905241

## Technical data

### General

Overvoltage category	II
Protection class	III
Degree of pollution	2
Type	DIN rail module, two-section, divisible

### Electrical data

Rated voltage main circuit	24 V DC
Rated current main circuit	60 A DC (total)
	12 A DC (per channel)
Rated voltage remote indication circuit	24 V DC
Rated current remote indication circuit	0.5 A DC
Rated surge voltage	0.5 kV
Short circuit stability	600 A (conditional according to DIN EN 50178)
Power dissipation	4.5 W (without circuit breaker)
Insertion/withdrawal cycles	50

### Connection data

Connection name	Supply X21
Connection method	Push-in connection
Stripping length	18 mm
Conductor cross section solid	0.75 mm² ... 16 mm²
Conductor cross section AWG	20 ... 4
Conductor cross section, flexible, with ferrule, with plastic sleeve	0.75 mm² ... 10 mm²
Conductor cross section flexible, with ferrule without plastic sleeve	0.75 mm² ... 16 mm²
Connection name	Outputs X1 ... X12
Connection method	Push-in connection
Stripping length	10 mm
Conductor cross section solid	0.2 mm² ... 4 mm²
Conductor cross section AWG	24 ... 12
Conductor cross section, flexible, with ferrule, with plastic sleeve	0.25 mm² ... 1.5 mm²
Conductor cross section flexible, with ferrule without plastic sleeve	0.25 mm² ... 2.5 mm²
Connection name	Remote signaling X31
Connection method	Push-in connection
Stripping length	10 mm
Conductor cross section solid	0.2 mm² ... 4 mm²
Conductor cross section AWG	24 ... 12
Conductor cross section, flexible, with ferrule, with plastic sleeve	0.25 mm² ... 1.5 mm²
Conductor cross section flexible, with ferrule without plastic sleeve	0.25 mm² ... 2.5 mm²

### Standards and Regulations

Standards/specifications	DIN EN 50178 1997
	DIN EN 61000-6-2:2005

## Potential distributors - CBB 12 2X6RC-PT - 2905241

### Technical data

#### Standards and Regulations

	DIN EN 61000-6-3:2007+A1:2011
	DIN EN 60068-2-6

### Classifications

#### eCl@ss

eCl@ss 5.1	27141116
eCl@ss 6.0	27141116
eCl@ss 8.0	27141116

#### ETIM

ETIM 4.0	EC000899
ETIM 5.0	EC000899

### Approvals

#### Approvals

#### Approvals

#### EAC

#### Ex Approvals

#### Approvals submitted

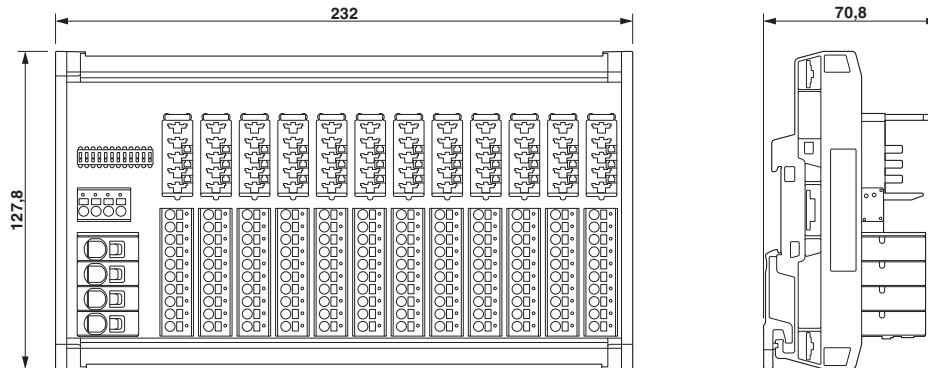
#### Approval details

EAC
-----

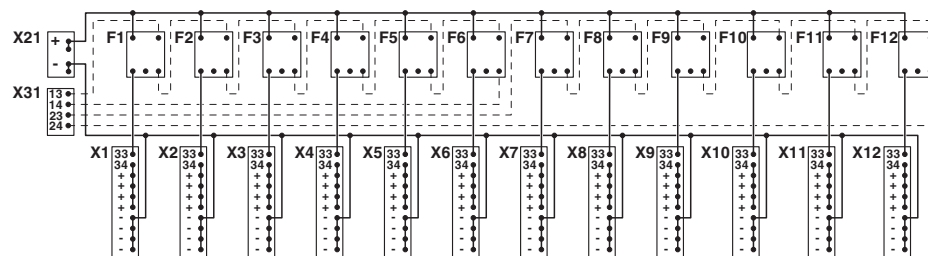
### Drawings

## Potential distributors - CBB 12 2X6RC-PT - 2905241

Dimensional drawing

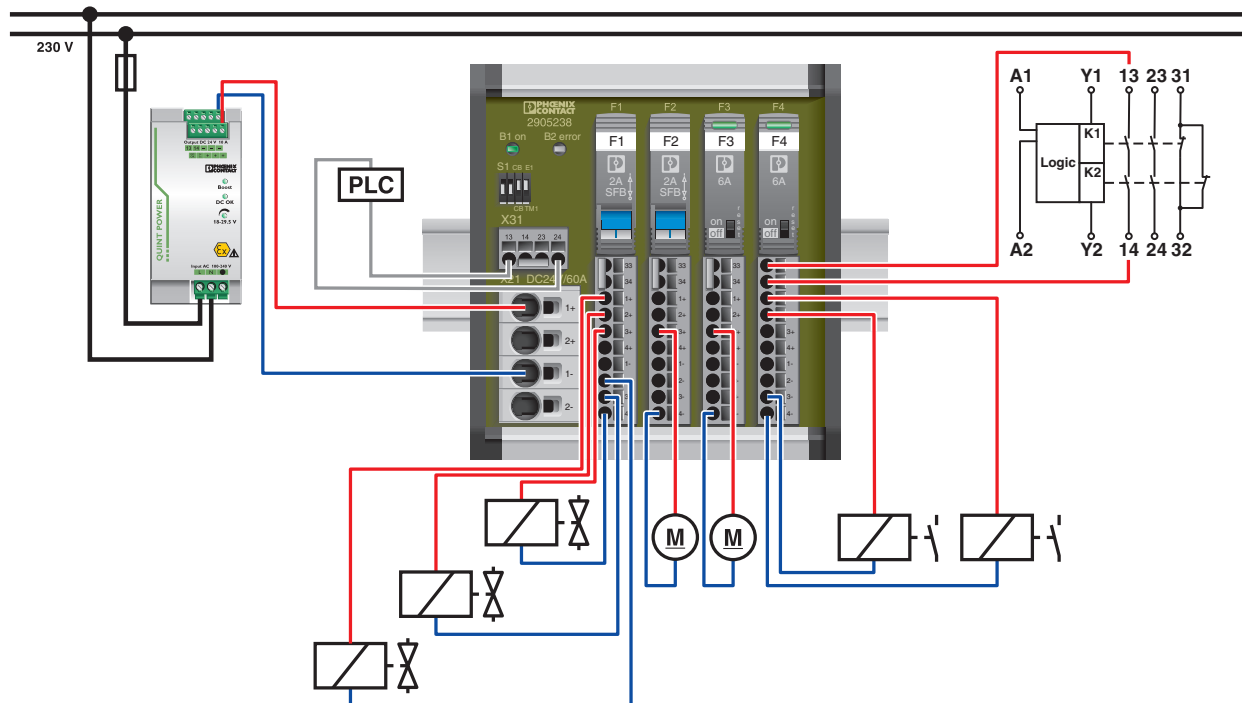


Circuit diagram



## Potential distributors - CBB 12 2X6RC-PT - 2905241

Application drawing



Phoenix Contact 2016 © - all rights reserved  
<http://www.phoenixcontact.com>

PHOENIX CONTACT GmbH & Co. KG  
Flachsmarktstr. 8  
32825 Blomberg  
Germany  
Tel. +49 5235 300  
Fax +49 5235 3 41200  
<http://www.phoenixcontact.com>

Below is a list of articles with direct links to our shop Electric Automation Network where you can see:

- Quote per purchase volume in real time.
- Online documentation and datasheets of all products.
- Estimated delivery time enquiry in real time.
- Logistics systems for the shipment of materials almost anywhere in the world.
- Purchasing management, order record and tracking of shipments.

To access the product, [click on the green button](#).

Product	Code	Reference	Product link
Device circuit breaker boards for twelve thermomagnetic (CB TM1...) or electronic (CB E1... NO) circuit breakers with group remote signaling, central supply, connection for relay contacts, and potential distribution for up to four loads per channel.	2905241	CBB 12 2X6RC-PT	<a href="#">Buy on EAN</a>