



**Automatización Eléctrica**  
Especialistas en Automatización

At the end of this document you will find links to products related to this catalog. You can go directly to our shop by clicking [HERE](#). [HERE](#)

## Controller - PLC-V8C/SC-24DC/SAM - 2905082

Please be informed that the data shown in this PDF Document is generated from our Online Catalog. Please find the complete data in the user's documentation. Our General Terms of Use for Downloads are valid (<http://phoenixcontact.com/download>)



PLC logic standalone logic module with 16 I/Os for plug-in connection to 8 PLC-INTERFACE terminal blocks, cannot be extended, integrated realtime clock, connection to PC via micro USB socket, accommodates external memory block, screw connection

### Key Commercial Data

Packing unit	1 STK
GTIN	 4 046356 918923

### Technical data

#### Note

Utilization restriction	EMC: class A product, see manufacturer's declaration in the download area
-------------------------	---

#### Power supply

Supply voltage	24 V DC
Supply voltage range	19.2 V DC ... 26.4 V DC
Maximum input current at $U_N$	120 mA
Protective circuit	Protection against polarity reversal
	Surge protection
Status display	Green LED

#### Input data (digital)

Number of inputs	8 (2 configurable as analog)
Description of the input	EN 61131-2, type 3
Input voltage	24 V DC
Signal level "0" signal	< 5 V
Signal level "1" signal	> 11 V
Input current "0" signal	< 1 mA
Input current "1" signal	typ. 2.5 mA
Status display	Yellow LED

#### Input data (analog)

Number of inputs	2 (IN6 and IN7 are configurable as analog)
Input voltage range	0 V ... 10 V

# Controller - PLC-V8C/SC-24DC/SAM - 2905082

## Technical data

### Input data (analog)

Input resistance	> 3.5 kΩ
------------------	----------

### Input data (PLC-INTERFACE)

Number of inputs	≤ 8
Description of the input	technical data depends on the PLC used
Input voltage	19 V DC
Typical current consumption	4 mA
Input resistance	< 100 mΩ

### Output data

Number of outputs	≤ 8
Nominal output voltage	24 V DC
Nominal current	9 mA

### General

Realtime clock accuracy	±2 s/d
Realtime clock buffer time	24 h (Capacitor)
Color	green
Mounting position	any
Assembly instructions	Can be plugged onto 8 x PLC-INTERFACE
Operating mode	100% operating factor
Degree of protection	IP20

### Connection data (supply and digital inputs)

Connection method	Screw connection
Stripping length	7 mm
Screw thread	M2
Conductor cross section solid	0.14 mm <sup>2</sup> ... 1.5 mm <sup>2</sup>
Conductor cross section flexible	0.14 mm <sup>2</sup> ... 1.5 mm <sup>2</sup>
	0.25 mm <sup>2</sup> ... 0.5 mm <sup>2</sup> (Ferrule with plastic sleeve)
	0.25 mm <sup>2</sup> ... 1.5 mm <sup>2</sup> (Ferrules without plastic sleeve)
Conductor cross section AWG	28 ... 16
Number of connections	1
Number of positions	10
Note	Device supply and 8 x inputs

### Connection data (programming interface)

Connection method	Micro USB type B
Number of connections	1

### Connection data (memory)

Connection method	S-PORT (socket)
Number of connections	1
Number of positions	12

# Controller - PLC-V8C/SC-24DC/SAM - 2905082

## Technical data

### Connection data (memory)

Note	For connecting the memory module
------	----------------------------------

### Ambient conditions

Ambient temperature (operation)	-20 °C ... 45 °C
Ambient temperature (storage/transport)	-20 °C ... 70 °C
Max. permissible relative humidity (operation)	95 %

### Dimensions

Width	50 mm
Height	106 mm
Depth	87 mm

### Standards and Regulations

Designation	Air clearances and creepage distances between the power circuits
Standards/regulations	DIN EN 50178
Rated insulation voltage	50 V
Insulation	Basic insulation
Degree of pollution	2
Overvoltage category	III
Conformance	CE-compliant

## Classifications

### eCl@ss

eCl@ss 5.1	27242608
eCl@ss 6.0	27242608
eCl@ss 8.0	27242216

### ETIM

ETIM 4.0	EC001417
ETIM 5.0	EC001417

## Approvals

### Approvals

#### Approvals

UL Listed / cUL Listed / EAC / cULus Listed

#### Ex Approvals

# Controller - PLC-V8C/SC-24DC/SAM - 2905082

## Approvals

Approvals submitted

### Approval details

UL Listed

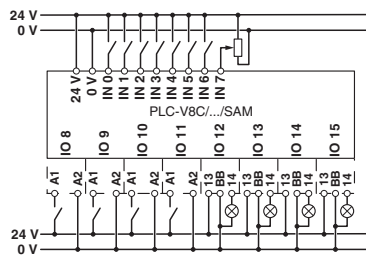
cUL Listed

EAC

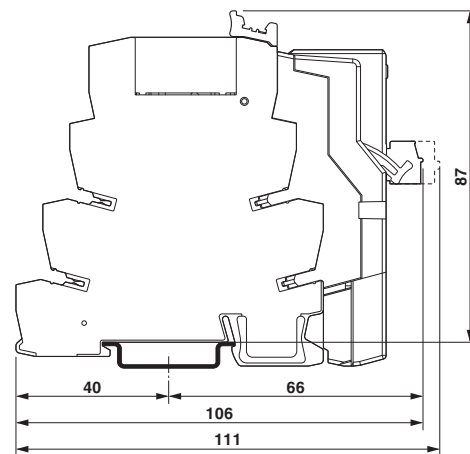
cULus Listed

## Drawings

Connection diagram

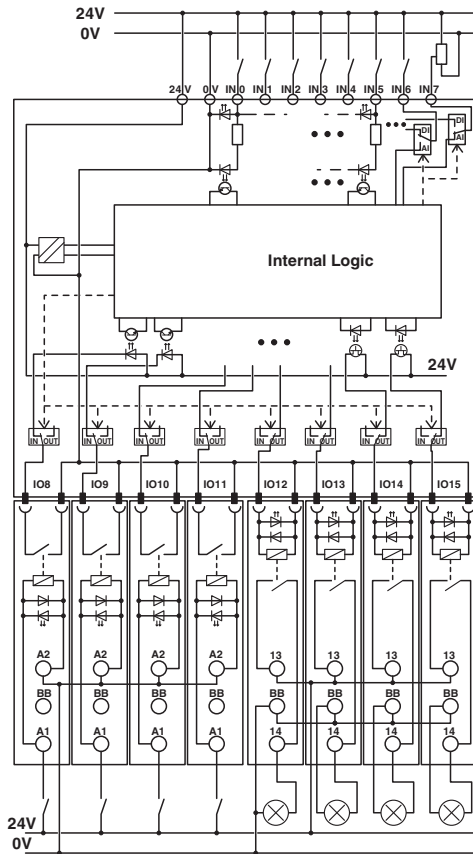


Dimensional drawing

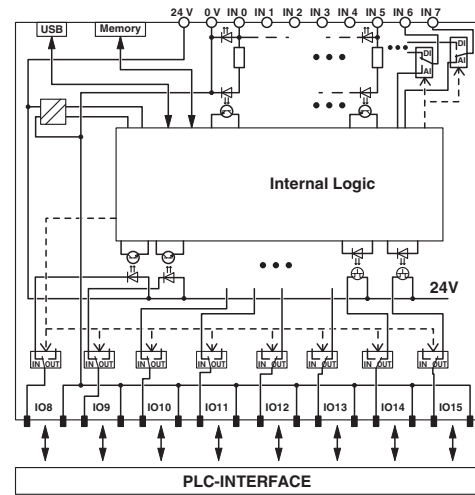


# Controller - PLC-V8C/SC-24DC/SAM - 2905082

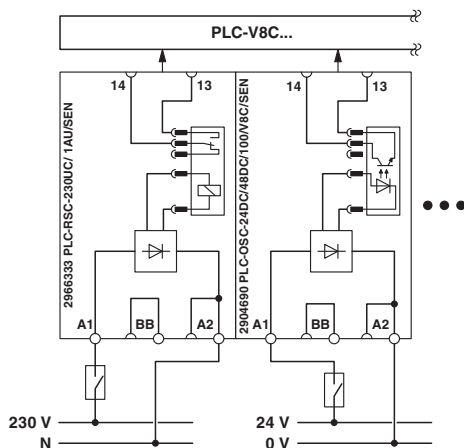
Circuit diagram



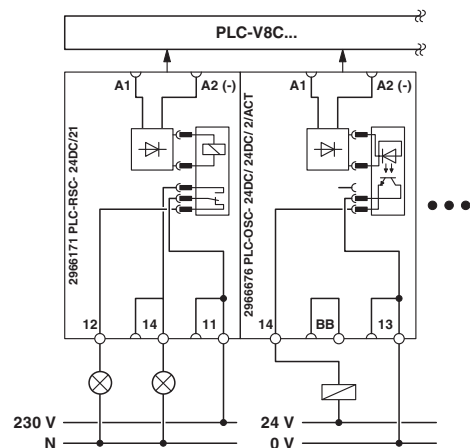
Circuit diagram



Circuit diagram



Circuit diagram



Basic circuit diagram: inputs via PLC-INTERFACE with the example of one input terminal block with relay (230 V AC) and one input terminal block with solid-state relay (24 V DC).

Basic circuit diagram: outputs via PLC-INTERFACE with the example of an output terminal block with relay, 1 PDT, and an output terminal block with solid-state relay.

Phoenix Contact 2016 © - all rights reserved  
<http://www.phoenixcontact.com>

PHOENIX CONTACT GmbH & Co. KG  
Flachmarktstr. 8  
32825 Blomberg  
Germany  
Tel. +49 5235 300  
Fax +49 5235 3 41200  
<http://www.phoenixcontact.com>



Below is a list of articles with direct links to our shop Electric Automation Network where you can see:

- Quote per purchase volume in real time.
- Online documentation and datasheets of all products.
- Estimated delivery time enquiry in real time.
- Logistics systems for the shipment of materials almost anywhere in the world.
- Purchasing management, order record and tracking of shipments.

To access the product, [click on the green button.](#)

Product	Code	Reference	Product link
PLC logic standalone logic module with 16 I/Os for plug-in connection to 8 PLC-INTERFACE terminal blocks, cannot be extended, integrated realtime clock, connection to PC via micro USB socket, accommodates external memory block, screw connection	2905082	PLC-V8C/ SC-24DC/ SAM	<a href="#">Buy on EAN</a>