



Automatización Eléctrica
Especialistas en Automatización

At the end of this document you will find links to products related to this catalog. You can go directly to our shop by clicking [HERE](#). [HERE](#)

Single relay - REL-IR4/L- 24AC/4X21AU - 2903683

Please be informed that the data shown in this PDF Document is generated from our Online Catalog. Please find the complete data in the user's documentation. Our General Terms of Use for Downloads are valid (<http://phoenixcontact.com/download>)



Plug-in industrial relay with power contacts and additional hard gold plating, 4 PDTs, test button, status LED, mechanical switch setting display, coil voltage: 24 V AC

The figure shows version REL-IR4/LDP- 24DC/4X21

Key Commercial Data

Packing unit	10 STK
Minimum order quantity	10 STK
GTIN	 4 046356 758963

Technical data

Dimensions

Width	21.2 mm
Height	35.6 mm
Depth	27.5 mm

Ambient conditions

Ambient temperature (operation)	-40 °C ... 55 °C
Ambient temperature (storage/transport)	-40 °C ... 85 °C

Coil side

Nominal input voltage U_N	24 V AC
Input voltage range in reference to U_N	see diagram
Typical input current at U_N	66 mA
Typical response time	5 ms ... 15 ms (depending on phase relation)
Typical release time range	5 ms ... 20 ms (depending on phase relation)
Status display	Yellow LED

Contact side

Contact type	4 PDTs
Contact material	AgNi, hard gold-plated
Maximum switching voltage	30 V AC
	36 V DC

Single relay - REL-IR4/L- 24AC/4X21AU - 2903683

Technical data

Contact side

Minimum switching voltage	5 V (At 24 mA)
Maximum inrush current	50 mA
Limiting continuous current	50 mA
Interrupting rating (ohmic load) max.	1.2 W (at 24 V DC)
Switching capacity min.	0.12 W
Note	the following values are applicable if a gold layer is destroyed
Maximum switching voltage	250 V AC/DC
Minimum switching voltage	5 V (At 24 mA)
Limiting continuous current	6 A
Maximum inrush current	16 A (20 ms, N/O contact)
Min. switching current	5 mA (at 24 V)
Interrupting rating (ohmic load) max.	144 W (at 24 V DC)
	124 W (at 48 V DC)
	108 W (at 60 V DC)
	52 W (at 110 V DC)
	48 W (at 220 V DC)
	1500 VA (for 250 V AC)
Switching capacity in acc. with DIN VDE 0660/IEC 60947	2 A (at 24 V, DC13)
	0.22 A (at 120 V, DC13)
	0.11 A (at 250 V, DC13)
	1.5 A (at 24 V, AC15)
	1.5 A (at 120 V, AC15)
	1 A (at 240 V, AC15)

General

Test voltage relay winding/relay contact	2.5 kV _{rms} (50 Hz, 1 min.)
Test voltage PDT/PDT	2 kV _{rms} (50 Hz, 1 min.)
Operating mode	100% operating factor
Degree of protection	RT I
Mechanical service life	Approx. 2×10^7 cycles
Designation	Air clearances and creepage distances between the power circuits
Standards/regulations	IEC 60664
Rated insulation voltage	250 V AC
Degree of pollution	2
Overvoltage category	II
Designation	Standards/regulations
Standards/regulations	IEC 61810
Mounting position	any

Standards and Regulations

Connection in acc. with standard	CSA
----------------------------------	-----

Single relay - REL-IR4/L- 24AC/4X21AU - 2903683

Technical data

Standards and Regulations

Designation	Air clearances and creepage distances between the power circuits
Standards/regulations	IEC 60664
Rated insulation voltage	250 V AC
Insulation	Basic insulation
Degree of pollution	2
Overvoltage category	II
Designation	Standards/regulations
Standards/regulations	IEC 61810

Classifications

eCl@ss

eCl@ss 4.0	27371104
eCl@ss 4.1	27371104
eCl@ss 5.0	27371001
eCl@ss 5.1	27371001
eCl@ss 6.0	27371001
eCl@ss 7.0	27371001
eCl@ss 8.0	27371601
eCl@ss 9.0	27371601

ETIM

ETIM 3.0	EC000196
ETIM 4.0	EC000196
ETIM 5.0	EC001437

UNSPSC

UNSPSC 6.01	30211916
UNSPSC 7.0901	39121515
UNSPSC 11	39121515
UNSPSC 12.01	39121515
UNSPSC 13.2	39121515

Approvals

Approvals

Approvals

CSA / UL Recognized / cUL Recognized / VDE Zeichengenehmigung / EAC / cULus Recognized

Single relay - REL-IR4/L- 24AC/4X21AU - 2903683


Approvals


Ex Approvals


Approvals submitted

Approval details


CSA 

UL Recognized 

cUL Recognized 

VDE Zeichengenehmigung 

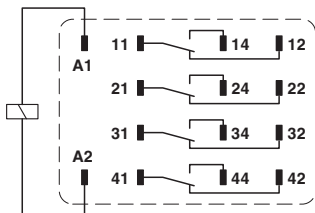
EAC

cULus Recognized 

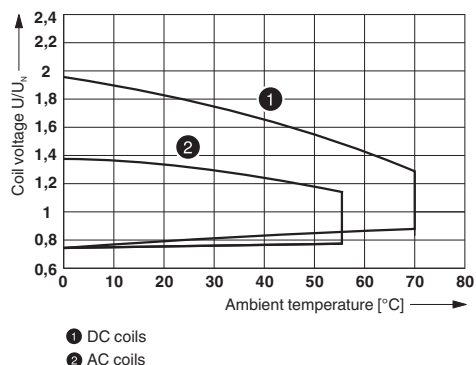
Drawings

Single relay - REL-IR4/L- 24AC/4X21AU - 2903683

Circuit diagram

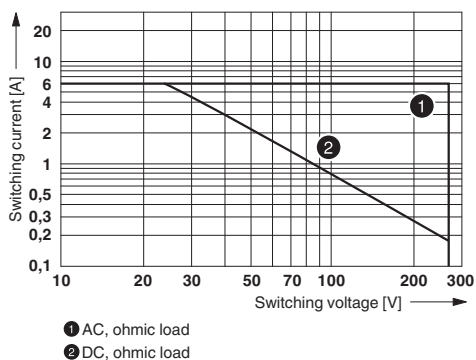


Diagram

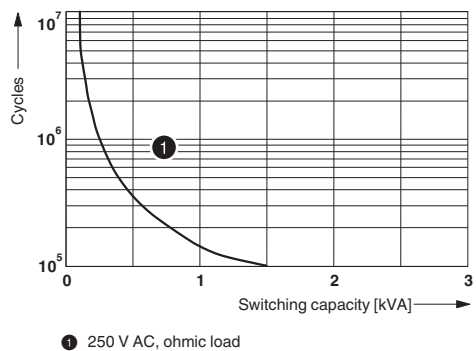


Operating voltage range

Diagram



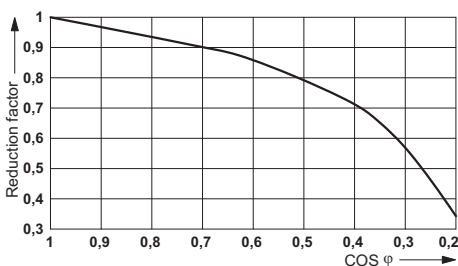
Diagram



Interrupting rating

Electrical service life

Diagram



Service life reduction factor

Phoenix Contact 2016 © - all rights reserved
<http://www.phoenixcontact.com>

PHOENIX CONTACT GmbH & Co. KG
Flachsmarktstr. 8
32825 Blomberg
Germany
Tel. +49 5235 300
Fax +49 5235 3 41200
<http://www.phoenixcontact.com>

Below is a list of articles with direct links to our shop Electric Automation Network where you can see:

- Quote per purchase volume in real time.
- Online documentation and datasheets of all products.
- Estimated delivery time enquiry in real time.
- Logistics systems for the shipment of materials almost anywhere in the world.
- Purchasing management, order record and tracking of shipments.

To access the product, [click on the green button.](#)

Product	Code	Reference	Product link
Plug-in industrial relay with power contacts and additional hard gold plating, 4 PDTs, test button, status LED, mechanical switch setting display, coil voltage: 24 V AC	2903683	REL-IR4/L-24AC/4X21AU	Buy on EAN