



Automatización Eléctrica
Especialistas en Automatización

At the end of this document you will find links to products related to this catalog. You can go directly to our shop by clicking HERE. [HERE](#)

Timer module - PLC-OPT-LPE-24DC/48DC/100 - 2903173

Please be informed that the data shown in this PDF Document is generated from our Online Catalog. Please find the complete data in the user's documentation. Our General Terms of Use for Downloads are valid (<http://phoenixcontact.com/download>)



Single-channel pulse expansion module, input: 24 V DC, output: 3 - 48 V DC/100 mA, supply: 24 V DC, push-in connection

Product Description

DIP switch settings:

Function

DIP A low - no restart when triggered again (default)

DIP A high - restart when triggered again

DIP B low - input pulse time > 2 ms (default)

DIP B high - input pulse time > 100 us

Pulse expansion times

DIP 1 - 10 ms

DIP 2 - 20 ms

DIP 3 - 40 ms

DIP 4 - 80 ms

DIP 5 - 160 ms

DIP 6 - 320 ms

DIP 7 - 640 ms

DIP 8 - 1280 ms

No DIP switch set: no switching function for the output

If the input signal is longer than the selected time, the output is switched off after removal of the input signal.

The settings are applied after a voltage reset of the rated control supply voltage.

Key Commercial Data

Packing unit	1 STK
GTIN	 4 046356 727860

Technical data

Note

Utilization restriction	EMC: class A product, see manufacturer's declaration in the download area
-------------------------	---

Dimensions

Width	6.2 mm
Height	80 mm
Depth	86 mm

Timer module - PLC-OPT-LPE-24DC/48DC/100 - 2903173

Technical data

Ambient conditions

Ambient temperature (operation)	-25 °C ... 60 °C
Ambient temperature (storage/transport)	-25 °C ... 75 °C
Degree of protection	IP20

Input data

"0" signal switching threshold in reference to U _c	< 0.4
"1" signal switching threshold in reference to U _c	> 0.8
Status display	Yellow LED
Operating voltage display	Green LED
Type of protection	Protection against polarity reversal
	Surge protection
Surge voltage protection	> 33 V DC

Output data

Output voltage range	3 V DC ... 48 V DC
Limiting continuous current	100 mA
Surge voltage protection	> 54 V DC
Voltage drop at max. limiting continuous current	< 1 V DC
Output circuit	3-conductor, ground-referenced
Type of protection	Protection against polarity reversal
	Surge protection
	Free running

Connection data, input side

Connection name	Input side
Connection method	Push-in connection
Conductor cross section solid	0.14 mm ² ... 2.5 mm ²
Conductor cross section flexible	0.14 mm ² ... 2.5 mm ²
Conductor cross section AWG	26 ... 14

Connection data, output side

Connection name	Output side
Connection method	Push-in connection
Conductor cross section solid	0.14 mm ² ... 2.5 mm ²
Conductor cross section flexible	0.14 mm ² ... 2.5 mm ²
Conductor cross section AWG	26 ... 14

General

Test voltage input/output	2.5 kV _{rms} (50 Hz, 1 min.)
Mounting position	any
Assembly instructions	In rows with zero spacing
Operating mode	100% operating factor
Designation	Air clearances and creepage distances between the power circuits

Timer module - PLC-OPT-LPE-24DC/48DC/100 - 2903173

Technical data

General

Standards/regulations	DIN EN 50178
Rated insulation voltage	50 V DC
Degree of pollution	2
Overvoltage category	II

Standards and Regulations

Designation	Air clearances and creepage distances between the power circuits
Standards/regulations	DIN EN 50178
Rated insulation voltage	50 V DC
Insulation	Basic insulation
Degree of pollution	2
Overvoltage category	II

Classifications

eCl@ss

eCl@ss 4.0	27371001
eCl@ss 4.1	27371001
eCl@ss 5.0	27371001
eCl@ss 5.1	27371001
eCl@ss 6.0	27371001
eCl@ss 7.0	27371001
eCl@ss 8.0	27371605
eCl@ss 9.0	27371605

ETIM

ETIM 3.0	EC001504
ETIM 4.0	EC001504
ETIM 5.0	EC001439

UNSPSC

UNSPSC 6.01	30211916
UNSPSC 7.0901	39121542
UNSPSC 11	39121542
UNSPSC 12.01	39121542
UNSPSC 13.2	39121542

Approvals

Approvals

Timer module - PLC-OPT-LPE-24DC/48DC/100 - 2903173

Approvals

Approvals

EAC / EAC

Ex Approvals

Approvals submitted

Approval details

EAC

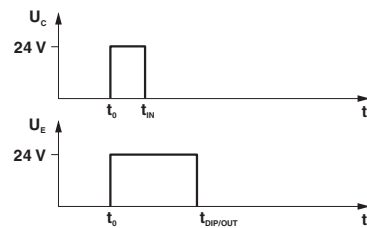
EAC

Drawings

Connection diagram

t _{DIP}							
S1	S2	S3	S4	S5	S6	S7	S8
10	-	-	-	-	-	-	-
-	20	-	-	-	-	-	-
-	-	40	-	-	-	-	-
-	-	-	80	-	-	-	-
-	-	-	-	160	-	-	-
-	-	-	-	-	320	-	-
-	-	-	-	-	-	640	-
-	-	-	-	-	-	-	1280

Diagram

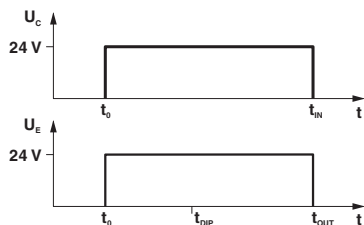


Input pulse t_{IN} < set output pulse t_{DIP} (no restart when triggered again)

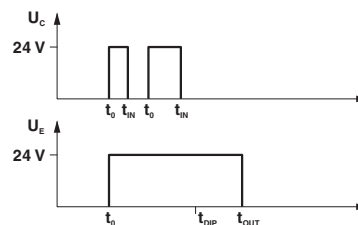
DIP switches

Timer module - PLC-OPT-LPE-24DC/48DC/100 - 2903173

Diagram

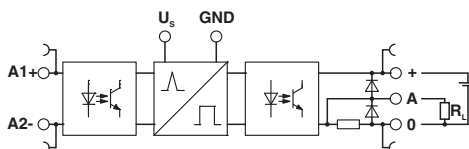


Diagram



Input pulse t_{IN} # set output pulse t_{DIP} , then input pulse t_{IN} = output pulse t_{OUT} (no restart when triggered again) Input pulse $t_{IN} <$ set output pulse t_{DIP} (restart when triggered again)

Circuit diagram



Phoenix Contact 2016 © - all rights reserved
<http://www.phoenixcontact.com>

PHOENIX CONTACT GmbH & Co. KG
 Flachsmarktstr. 8
 32825 Blomberg
 Germany
 Tel. +49 5235 300
 Fax +49 5235 3 41200
<http://www.phoenixcontact.com>



Below is a list of articles with direct links to our shop Electric Automation Network where you can see:

- Quote per purchase volume in real time.
- Online documentation and datasheets of all products.
- Estimated delivery time enquiry in real time.
- Logistics systems for the shipment of materials almost anywhere in the world.
- Purchasing management, order record and tracking of shipments.

To access the product, [click on the green button.](#)

Product	Code	Reference	Product link
Single-channel pulse expansion module, input: 24 V DC, output: 3 - 48 V DC/100 mA, supply: 24 V DC, push-in connection	2903173	PLC-OPT-LPE-24DC/48DC/100	Buy on EAN