



Automatización Eléctrica
Especialistas en Automatización

At the end of this document you will find links to products related to this catalog. You can go directly to our shop by clicking [HERE](#). [HERE](#)

Network isolator - FL ISOLATOR 100-M12 - 2902985

Please be informed that the data shown in this PDF Document is generated from our Online Catalog. Please find the complete data in the user's documentation. Our General Terms of Use for Downloads are valid (<http://phoenixcontact.com/download>)



Passive network isolator for electrical isolation in Ethernet networks. For the protection of Ethernet devices against potential differences of up to 4 kV. Can be used for transmission speeds of up to 100 Mbps. Ethernet connection via two M12 sockets (D-coded).

Why buy this product

- No power supply required
- Dielectric strength of up to 4 kV
- Protection against aggressive environmental influences, particularly harsh industrial environments, thanks to coated PCB
- Approval for railway applications (rolling stock) according to EN 50155 and EN 50121
- Wall mounting
- Extended temperature range of -40°C to +75°C



Key Commercial Data

Packing unit	1 STK
GTIN	 4 046356 727815

Technical data

Dimensions

Width	66 mm
Height	91 mm
Depth	34 mm

Ambient conditions

Ambient temperature (operation)	-40 °C ... 75 °C (85°C for 10 min.; thereafter function can no longer be guaranteed - check device)
Ambient temperature (storage/transport)	-40 °C ... 75 °C
Permissible humidity (operation)	10 % ... 95 %
Permissible humidity (storage/transport)	5 % ... 95 %
Altitude	5000 m (For restrictions see manufacturer's declaration)
Degree of protection	IP54

Network isolator - FL ISOLATOR 100-M12 - 2902985

Technical data

General

Electrical isolation	Port X1//port X2
Test voltage data interface/data interface	4 kV AC (50 Hz, 1 min.)
Insulation voltage input/output	250 V _{rms}
Standards/regulations	EN 50121 and EN 50155 (for railway applications)
Electromagnetic compatibility	Conformance with EMC Directive 2004/108/EC (valid until 19.04.2016) / 2014/30/EU (valid from 20.04.2016)
Mounting position	Wall mounting
Net weight	122.3 g
Housing material	Plastic, FR 2010
	V0 (UL 94)
Color	black
MTBF	38062 Years (Telcordia standard, 25°C temperature, 21% operating cycle (5 days a week, 8 hours a day))
	12264 Years (Telcordia standard, 40°C temperature, 34.25% operating cycle (5 days a week, 12 hours a day))
MTTF	18372 Years (SN 29500 standard, temperature 25°C, operating cycle 21 % (5 days a week, 8 hours a day))
	13381 Years (SN 29500 standard, temperature 40 °C, operating cycle 34.25 % (5 days a week, 12 hours a day))
	3348 Years (SN 29500 standard, temperature 40°C, operating cycle 100 % (7 days a week, 24 hours a day))
Conformance	CE-compliant

Power supply

Supply voltage range	passive module, no supply voltage required
----------------------	--

Serial interface

Interface 1	Ethernet interface, 10/100BASE-T(X) in acc. with IEEE 802.3u
Interface	Ethernet
Connection method	M 12 connectors (D-coded, female)
Transmission length	≤ 100 m (Total length across both ports (dependent on data rate and cable used))
Protocols supported	Transparent protocol for IPv4 and IPv6
Serial transmission speed	10/100 Mbps
Interface 2	Ethernet interface, 10/100BASE-T(X) in acc. with IEEE 802.3u
Interface	Ethernet
Connection method	M 12 connectors (D-coded, female)

Standards and Regulations

Electromagnetic compatibility	Conformance with EMC Directive 2004/108/EC (valid until 19.04.2016) / 2014/30/EU (valid from 20.04.2016)
Type of test	Vibration resistance in acc. with EN 60068-2-6/IEC 60068-2-6
Test result	5g, 10-150 Hz, 2.5 h, in XYZ direction
Type of test	Vibration resistance according to IEC 61373, EN 61373
Test result	Category 1, Class B

Network isolator - FL ISOLATOR 100-M12 - 2902985

Technical data

Standards and Regulations

Type of test	Shock in acc. with EN 60068-2-27/IEC 60068-2-27
Test result	15g, 11 ms period, half-sine shock pulse
Type of test	Shock in acc. with EN 60068-2-27/IEC 60068-2-27
Test result	30g, 18 ms period, half-sine shock pulse
Standards/regulations	EN 61000-4-4
	EN 50121 and EN 50155 (for railway applications)
	IEC 60571
	DIN EN 50153
Conformance	CE-compliant

Classifications

eCl@ss

eCl@ss 4.0	27250591
eCl@ss 4.1	27230207
eCl@ss 5.0	27230207
eCl@ss 5.1	27061803
eCl@ss 6.0	27061803
eCl@ss 7.0	27061803
eCl@ss 8.0	27189268

ETIM

ETIM 3.0	EC000313
ETIM 4.0	EC002006
ETIM 5.0	EC002006

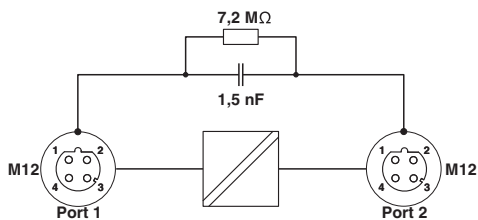
UNSPSC

UNSPSC 6.01	26121607
UNSPSC 7.0901	26121607
UNSPSC 11	26121607
UNSPSC 12.01	26121607
UNSPSC 13.2	26121607

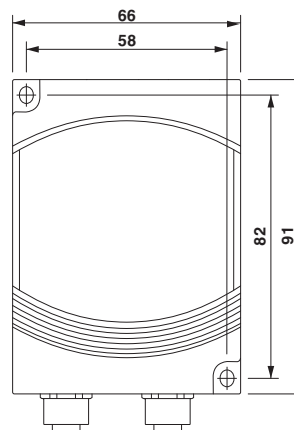
Drawings

Network isolator - FL ISOLATOR 100-M12 - 2902985

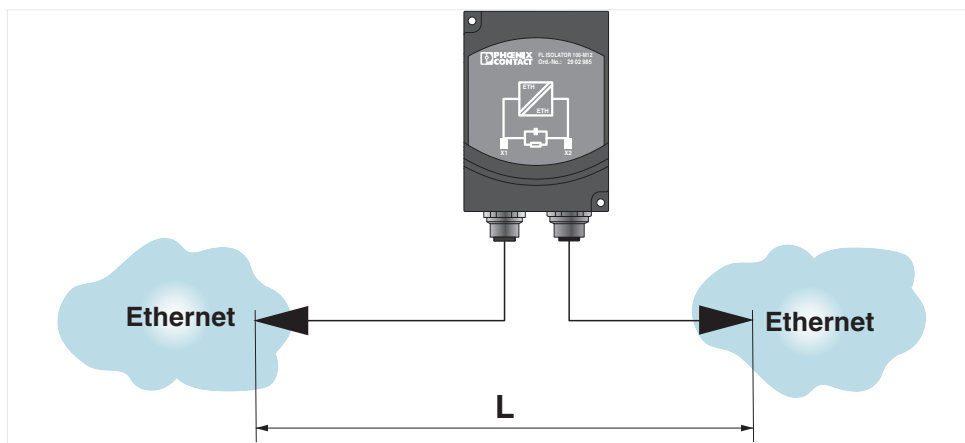
Block diagram



Dimensional drawing



Application drawing



Phoenix Contact 2016 © - all rights reserved
<http://www.phoenixcontact.com>

PHOENIX CONTACT GmbH & Co. KG
Flachsmarktstr. 8
32825 Blomberg
Germany
Tel. +49 5235 300
Fax +49 5235 3 41200
<http://www.phoenixcontact.com>



Below is a list of articles with direct links to our shop Electric Automation Network where you can see:

- Quote per purchase volume in real time.
- Online documentation and datasheets of all products.
- Estimated delivery time enquiry in real time.
- Logistics systems for the shipment of materials almost anywhere in the world.
- Purchasing management, order record and tracking of shipments.

To access the product, [click on the green button.](#)

Product	Code	Reference	Product link
Passive network isolator for electrical isolation in Ethernet networks. For the protection of Ethernet devices against potential differences of up to 4 kV. Can be used for transmission speeds of up to 100 Mbps. Ethernet connection via two M12 sockets (D-coded).	2902985	FL ISOLATOR 100-M12	Buy on EAN