



Automatización Eléctrica
Especialistas en Automatización

At the end of this document you will find links to products related to this catalog. You can go directly to our shop by clicking [HERE](#). [HERE](#)

Solid-state relay module - PLC-OPT- 36DC/110DC/3RW - 2900392

Please be informed that the data shown in this PDF Document is generated from our Online Catalog. Please find the complete data in the user's documentation. Our General Terms of Use for Downloads are valid (<http://phoenixcontact.com/download>)



PLC-INTERFACE for railway applications, consisting of basic terminal block with push-in connection and integrated miniature solid-state relay, range: $0.7 \times U_N$ to $1.25 \times U_N$, temperature range: -25°C to $+70^\circ\text{C}$, 1 N/O contact, input: 36 V DC, output: 12 - 140 V DC/3 A

The figure shows a version with a screw connection

Why buy this product

- Shock resistance according to DIN 50155 (requirements according to EN 61373)
- Temperature range of -25°C to $+70^\circ\text{C}$
- Input voltage range of $0.7 - 1.25 \times U_N$



Key Commercial Data

Packing unit	10 STK
GTIN	4 046356 508971

Technical data

Note

Utilization restriction	EMC: class A product, see manufacturer's declaration in the download area
-------------------------	---

Dimensions

Width	6.2 mm
Height	80 mm
Depth	86 mm

Ambient conditions

Ambient temperature (operation)	$-25^\circ\text{C} \dots 70^\circ\text{C}$
Ambient temperature (storage/transport)	$-40^\circ\text{C} \dots 85^\circ\text{C}$
Degree of protection	IP20

Input data

Nominal input voltage U_N	36 V DC
-----------------------------	---------

Solid-state relay module - PLC-OPT- 36DC/110DC/3RW - 2900392

Technical data

Input data

Input voltage range in reference to U_N	0.7 ... 1.25 ($t < 1 \text{ s} = 0.6 \dots 1.4 \times U_N$)
Input voltage range	25.2 V DC ... 45 V DC
Switching threshold "0" signal in reference to U_N	< 0.4
Switching threshold "1" signal in reference to U_N	> 0.6
Typical input current at U_N	12 mA
Typical response time	400 μs
Typical turn-off time	100 μs
Operating voltage display	Yellow LED
Type of protection	Protection against polarity reversal
	Surge protection
Protective circuit/component	Series polarity protection diode
Surge voltage protection	> 150 V
Transmission frequency	50 Hz

Output data

Output nominal voltage	110 V DC
Output voltage range	12 V DC ... 140 V DC ($t < 1 \text{ s} = 1.40 \times U_N$)
Limiting continuous current	3 A (see derating curve)
Surge voltage protection	> 150 V
Voltage drop at max. limiting continuous current	< 150 mV
Output circuit	2-wire, floating
Type of protection	Protection against polarity reversal
	Surge protection
Protective circuit/component	Parallel polarity protection diode

Connection data, input side

Connection name	Input side
Connection method	Push-in connection
Stripping length	8 mm
Conductor cross section solid	0.14 mm ² ... 2.5 mm ²
Conductor cross section flexible	0.14 mm ² ... 2.5 mm ²
Conductor cross section AWG	26 ... 14

Connection data, output side

Connection name	Output side
Connection method	Push-in connection
Stripping length	8 mm
Conductor cross section solid	0.14 mm ² ... 2.5 mm ²
Conductor cross section flexible	0.14 mm ² ... 2.5 mm ²
Conductor cross section AWG	26 ... 14

General

Test voltage input/output	2.5 kV _{rms}
---------------------------	-----------------------

Solid-state relay module - PLC-OPT- 36DC/110DC/3RW - 2900392

Technical data

General

Mounting position	any
Assembly instructions	In rows with zero spacing
Operating mode	100% operating factor
Flammability rating according to UL 94	V0
Designation	Air clearances and creepage distances between the power circuits
Standards/regulations	IEC 60664
	EN 50178
	IEC 62103
Rated surge voltage/insulation	4 kV / basic insulation
Rated insulation voltage	160 V DC
Degree of pollution	2
Overvoltage category	III

Standards and Regulations

Connection in acc. with standard	CUL
Designation	Air clearances and creepage distances between the power circuits
Standards/regulations	IEC 60664
	EN 50178
	IEC 62103
Rated insulation voltage	160 V DC
Rated surge voltage/insulation	4 kV / basic insulation
Degree of pollution	2
Overvoltage category	III
Flammability rating according to UL 94	V0

Classifications

eCl@ss

eCl@ss 4.0	27371102
eCl@ss 4.1	27371102
eCl@ss 5.0	27371001
eCl@ss 5.1	27371001
eCl@ss 6.0	27371001
eCl@ss 7.0	27371001
eCl@ss 8.0	27371604

ETIM

ETIM 2.0	EC001504
ETIM 3.0	EC001504
ETIM 4.0	EC000196
ETIM 5.0	EC001504

Solid-state relay module - PLC-OPT- 36DC/110DC/3RW - 2900392

Classifications

UNSPSC

UNSPSC 6.01	30211916
UNSPSC 7.0901	39121542
UNSPSC 11	39121542
UNSPSC 12.01	39121542
UNSPSC 13.2	39121542

Approvals

Approvals


Approvals

UL Listed / cUL Listed / UL Recognized / cUL Recognized / EAC / cULus Recognized / cULus Listed

Ex Approvals

Approvals submitted

Approval details

UL Listed 

cUL Listed 

UL Recognized 

cUL Recognized 

EAC

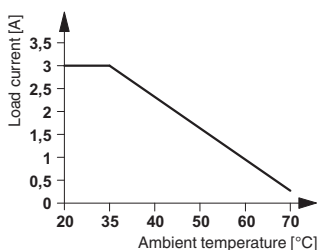
Solid-state relay module - PLC-OPT- 36DC/110DC/3RW - 2900392

Approvals

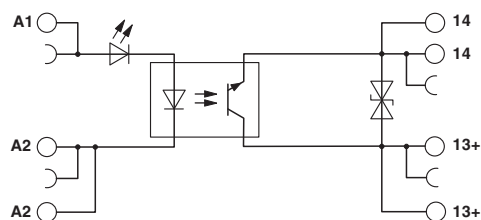


Drawings

Diagram



Circuit diagram



Phoenix Contact 2016 © - all rights reserved
<http://www.phoenixcontact.com>

PHOENIX CONTACT GmbH & Co. KG
Flachsmarktstr. 8
32825 Blomberg
Germany
Tel. +49 5235 300
Fax +49 5235 3 41200
<http://www.phoenixcontact.com>

Below is a list of articles with direct links to our shop Electric Automation Network where you can see:

- Quote per purchase volume in real time.
- Online documentation and datasheets of all products.
- Estimated delivery time enquiry in real time.
- Logistics systems for the shipment of materials almost anywhere in the world.
- Purchasing management, order record and tracking of shipments.

To access the product, [click on the green button.](#)

Product	Code	Reference	Product link
PLC-INTERFACE for railway applications, consisting of basic terminal block with push-in connection and integrated miniature solid-state relay, range: 0.7 x UN to 1.25 x UN, temperature range: -25°C to +70°C, 1 N/O contact, input: 36 V DC, output: 12 - 140 V DC/3 A	2900392	PLC-OPT-36DC/110DC/3RW	Buy on EAN