



Automatización Eléctrica
Especialistas en Automatización

At the end of this document you will find links to products related to this catalog. You can go directly to our shop by clicking [HERE](#). [HERE](#)

Type 2 surge arrester - VAL-CP-MCB-3C-350/40/FM - 2882776

Please be informed that the data shown in this PDF Document is generated from our Online Catalog. Please find the complete data in the user's documentation. Our General Terms of Use for Downloads are valid (<http://phoenixcontact.com/download>)



Combination of type 2 surge protection and arrester backup fuse, with monitoring of arrester and arrester backup fuse, in combination with a status indicator and remote indication contact. Design: 4-conductor system (L1, L2, L3, PEN), mounting on NS 35 DIN rail

Why buy this product

- Plugs can be checked with CHECKMASTER
- Surge-proof arrester backup fuse
- Signaling to monitoring systems via remote indication contact in the event of an error
- Overload of the surge protection results in all-pos. disconnection from the mains
- Combinations of type 2 arresters with integrated arrester backup fuse
- Type 2 consistent plug-in surge arresters
- Optical, mechanical status indication for the individual arresters



Key Commercial Data

Packing unit	1 STK
GTIN	 4 046356 175838

Technical data

Dimensions

Height	101 mm
Width	114 mm
Depth	76 mm
Horizontal pitch	6.5 Div.

Ambient conditions

Degree of protection	IP20
Ambient temperature (operation)	-25 °C ... 60 °C
Ambient temperature (storage/transport)	-40 °C ... 80 °C
Altitude	≤ 2000 m (amsl (above mean sea level))

Type 2 surge arrester - VAL-CP-MCB-3C-350/40/FM - 2882776

Technical data

Ambient conditions

Permissible humidity (operation)	5 % ... 95 %
----------------------------------	--------------

General

Standards/specifications	IEC 61643-11 2011
	EN 61643-11 2012
	IEC 60364-4-443
	IEC 60364-5-534
IEC test classification	II
	T2
EN type	T2
IEC power supply system	TN-C
Number of ports	One
SPD design	Voltage-limiting type
Mode of protection	L-PEN
Mounting type	DIN rail: 35 mm
Color	light grey RAL 7035
Housing material	PBT-FR
Degree of pollution	2
Flammability rating according to UL 94	V-0
Type	DIN rail module, two-section, divisible
Number of positions	3
Surge protection fault message	Optical, remote indicator contact

Protective circuit

Nominal voltage U_N	240/415 V AC (TN-C)
Nominal frequency f_N	50 Hz (60 Hz)
Maximum continuous voltage U_C	350 V AC
Nominal discharge current I_n (8/20) μ s	20 kA
Maximum discharge current I_{max} (8/20) μ s	30 kA
Short-circuit current rating I_{SCCR}	25 kA
Voltage protection level U_p	≤ 2.5 kV
Residual voltage U_{res}	≤ 2.3 kV (at I_n)
	≤ 1.6 kV (at 10 kA)
	≤ 1.3 kV (at 5 kA)
	≤ 1 kV (at 3 kA)
TOV behavior at U_T	415 V AC (5 s / withstand mode)
	457 V AC (120 min / safe failure mode)
Response time t_A	≤ 25 ns
Max. backup fuse with V-type through wiring	40 A (gG)

Indicator/remote signaling

Connection name	Remote fault indicator contact
-----------------	--------------------------------

Type 2 surge arrester - VAL-CP-MCB-3C-350/40/FM - 2882776

Technical data

Indicator/remote signaling

Switching function	PDT contact
Operating voltage	250 V AC
	250 V DC
Operating current	1 mA AC ... 2 A
	1 mA DC ... 0.05 A
Connection method	Pluggable screw connection
Screw thread	M2
Tightening torque	0.25 Nm
Stripping length	7 mm
Conductor cross section flexible	0.14 mm ² ... 1.5 mm ²
Conductor cross section solid	0.14 mm ² ... 1.5 mm ²
Conductor cross section AWG	28 ... 16

Connection data

Connection name	Connection protective circuit
Connection method	Screw connection
Conductor cross section flexible	4 mm ² ... 25 mm ²
Conductor cross section solid	4 mm ² ... 35 mm ²
Conductor cross section AWG	18 ... 2
Tightening torque	3.5 Nm
Stripping length	14 mm
Connection name	Protective ground connection
Connection method	Screw connection
Conductor cross section flexible	2.5 mm ² ... 16 mm ²
Conductor cross section solid	2.5 mm ² ... 25 mm ²
Conductor cross section AWG	12 ... 4
Screw thread	M5
Tightening torque	4.5 Nm
Stripping length	16 mm

Classifications

eCl@ss

eCl@ss 4.0	27140201
eCl@ss 4.1	27130801
eCl@ss 5.0	27130801
eCl@ss 5.1	27130801
eCl@ss 6.0	27130805
eCl@ss 7.0	27130805
eCl@ss 8.0	27130806
eCl@ss 9.0	27130806

Type 2 surge arrester - VAL-CP-MCB-3C-350/40/FM - 2882776

Classifications

ETIM

ETIM 2.0	EC000941
ETIM 3.0	EC000941
ETIM 4.0	EC000941
ETIM 5.0	EC000941

UNSPSC

UNSPSC 6.01	30212010
UNSPSC 7.0901	39121610
UNSPSC 11	39121610
UNSPSC 12.01	39121610
UNSPSC 13.2	39121620

Approvals

Approvals

Approvals

KEMA-KEUR / VDE Zeichengenehmigung / ÖVE / EAC / CCA / IECCEB Scheme

Ex Approvals

Approvals submitted

Approval details

KEMA-KEUR

VDE Zeichengenehmigung

ÖVE

EAC

Type 2 surge arrester - VAL-CP-MCB-3C-350/40/FM - 2882776


Approvals

CCA

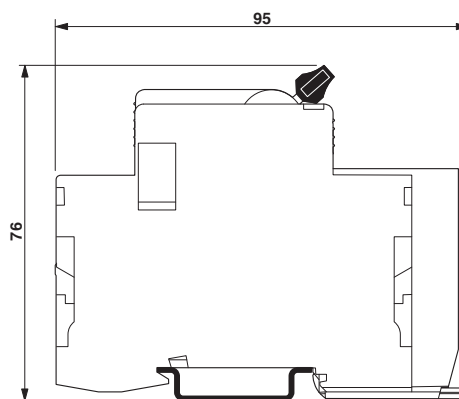
IECEE CB Scheme

Drawings

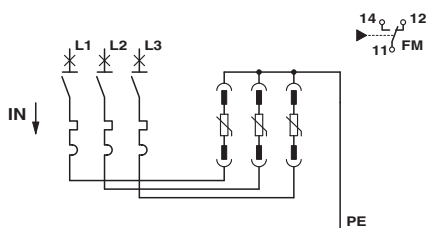
Product drawing



Dimensional drawing



Circuit diagram



Phoenix Contact 2016 © - all rights reserved
<http://www.phoenixcontact.com>

PHOENIX CONTACT GmbH & Co. KG
Flachsmarktstr. 8
32825 Blomberg
Germany
Tel. +49 5235 300
Fax +49 5235 3 41200
<http://www.phoenixcontact.com>



Below is a list of articles with direct links to our shop Electric Automation Network where you can see:

- Quote per purchase volume in real time.
- Online documentation and datasheets of all products.
- Estimated delivery time enquiry in real time.
- Logistics systems for the shipment of materials almost anywhere in the world.
- Purchasing management, order record and tracking of shipments.

To access the product, [click on the green button.](#)

Product	Code	Reference	Product link
Combination of type 2 surge protection and arrester backup fuse, with monitoring of arrester and arrester backup fuse, in combination with a status indicator and remote indication contact. Design: 4-conductor system (L1, L2, L3, PEN), mounting on NS 35 DIN rail	2882776	VAL-CP-MCB-3C-350/40/FM	Buy on EAN