



**Automatización Eléctrica**  
Especialistas en Automatización

At the end of this document you will find links to products related to this catalog. You can go directly to our shop by clicking [HERE](#). [HERE](#)

## Surge protection device - PT-IQ-3-HF+F-12DC-UT - 2800995

Please be informed that the data shown in this PDF Document is generated from our Online Catalog. Please find the complete data in the user's documentation. Our General Terms of Use for Downloads are valid (<http://phoenixcontact.com/download>)



Surge protection, consisting of protective plug and base element, with integrated multi-stage status indicator on the module for three signal wires with common reference potential. For HF applications and telecommunications interfaces without supply voltage (up to 90 Mbps).

The figure shows the PT-IQ-1x2-24DC-UT version

### Key Commercial Data

Packing unit	1 STK
GTIN	 4 046356 667418

### Technical data

#### Dimensions

Height	91.1 mm
Width	17.7 mm
Depth	77.5 mm
Horizontal pitch	1 Div.

#### Ambient conditions

Ambient temperature (operation)	-40 °C ... 70 °C
Ambient temperature (storage/transport)	-40 °C ... 85 °C
Degree of protection	IP20

#### General

Housing material	PA 6.6
Flammability rating according to UL 94	V-0
Color	jet black RAL 9005
Standards for clearances and creepage distances	IEC 60664-1
Mounting type	DIN rail: 35 mm
Type	DIN rail module, two-section, divisible
Direction of action	Line-Line & Line-Signal Ground/Shield & optional Signal Ground/Shield-Earth Ground

#### Protective circuit

IEC test classification	C1
	C2

# Surge protection device - PT-IQ-3-HF+F-12DC-UT - 2800995

## Technical data

### Protective circuit

	C3
	D1
Nominal voltage $U_N$	12 V DC
Maximum continuous voltage $U_C$	15 V DC
	10 V AC
Nominal current $I_N$	600 mA (40°C)
Operating effective current $I_C$ at $U_C$	$\leq 100 \mu\text{A}$ (per path)
Residual current $I_{PE}$	$\leq 10 \mu\text{A}$
Nominal discharge current $I_n$ (8/20) $\mu\text{s}$ (Core-Core)	10 kA
Nominal discharge current $I_n$ (8/20) $\mu\text{s}$ (Core-Earth)	10 kA
Pulse discharge current $I_{imp}$ (10/350) $\mu\text{s}$ (core-ground)	2.5 kA
Pulse discharge current $I_{imp}$ (10/350) $\mu\text{s}$ (core-GND)	2.5 kA
Total surge current (8/20) $\mu\text{s}$	20 kA
Impulse discharge current (10/350) $\mu\text{s}$ , peak value $I_{imp}$	2.5 kA
Voltage protection level $U_p$ (core-core)	$\leq 90 \text{ V}$ (C1 - 1 kV/500 A)
	$\leq 145 \text{ V}$ (C2 - 10 kV / 5 kA)
	$\leq 40 \text{ V}$ (C3 - 25 A)
	$\leq 40 \text{ V}$ (C3 - 50 A)
Voltage protection level $U_p$ (core-ground)	$\leq 730 \text{ V}$ (C1 - 1 kV/500 A)
	$\leq 900 \text{ V}$ (C2 - 10 kV / 5 kA)
	$\leq 900 \text{ V}$ (C3 - 25 A)
	$\leq 900 \text{ V}$ (C3 - 50 A)
Voltage protection level $U_p$ (core-GND)	$\leq 90 \text{ V}$ (C1 - 1 kV/500 A)
	$\leq 145 \text{ V}$ (C2 - 10 kV / 5 kA)
	$\leq 40 \text{ V}$ (C3 - 25 A)
	$\leq 40 \text{ V}$ (C3 - 50 A)
Voltage protection level $U_p$ static (core-core)	$\leq 55 \text{ V}$ (C1 - 1 kV/500 A)
Voltage protection level $U_p$ static (core-GND)	$\leq 55 \text{ V}$ (C1 - 1 kV/500 A)
Response time $t_A$ (Core-Core)	$\leq 1 \text{ ns}$
Response time $t_A$ (Core-Earth)	$\leq 1 \text{ ns}$
	$\leq 100 \text{ ns}$
Input attenuation $a_E$ , sym.	typ. 0.3 dB ( $\leq 10 \text{ MHz}/150 \Omega$ )
Input attenuation $a_E$ , asym.	typ. 0.3 dB ( $\leq 10 \text{ MHz}/150 \Omega$ )
Cut-off frequency $f_g$ (3 dB), sym. in 150 Ohm system	typ. 60 MHz
Cut-off frequency $f_g$ (3 dB), asym. (GND) in 150 Ohm system	typ. 60 MHz
Capacity (Core-Core)	typ. 30 pF
Capacity (Core-GND)	typ. 30 pF
Resistance in series	1.2 $\Omega \pm 5 \%$
Surge protection fault message	Optical, multi-stage
Max. required back-up fuse	600 mA (FF)

# Surge protection device - PT-IQ-3-HF+F-12DC-UT - 2800995

## Technical data

### Protective circuit

Impulse durability (conductor-conductor)	C1 - 1 kV/500 A
	C2 - 10 kV/5 kA
	C3 - 50 A
Impulse durability (conductor-ground)	C1 - 1 kV/500 A
	C2 - 10 kV/5 kA
	C3 - 50 A
	D1 - 2,5 kA
Impulse durability (conductor-GND)	C1 - 1 kV/500 A
	C2 - 10 kV/5 kA
	C3 - 50 A
	D1 - 2.5 kA
Pulse reset time (conductor-conductor)	≤ 15 ms
Pulse reset time (conductor-ground)	≤ 15 ms
Pulse reset time (conductor-GND)	≤ 15 ms

### Connection data

Connection method	Screw connection
Connection type IN	Screw terminal blocks
Connection type OUT	Screw terminal blocks
Screw thread	M3
Tightening torque	0.5 Nm
Stripping length	8 mm
Conductor cross section flexible min.	0.2 mm <sup>2</sup>
Conductor cross section flexible max.	2.5 mm <sup>2</sup>
Conductor cross section solid min.	0.2 mm <sup>2</sup>
Conductor cross section solid max.	4 mm <sup>2</sup>
Conductor cross section AWG min.	24
Conductor cross section AWG max.	12

### Connection, equipotential bonding

Connection method	NS 35 DIN rail or connection terminal block
-------------------	---

## Classifications

### eCl@ss

eCl@ss 4.0	27140201
eCl@ss 4.1	27130801
eCl@ss 5.0	27130801
eCl@ss 5.1	27130801
eCl@ss 6.0	27130807
eCl@ss 7.0	27130807
eCl@ss 8.0	27130807

# Surge protection device - PT-IQ-3-HF+F-12DC-UT - 2800995

## Classifications

### eCl@ss

eCl@ss 9.0	27130807
------------	----------

### ETIM

ETIM 3.0	EC000943
ETIM 4.0	EC000943
ETIM 5.0	EC000943

### UNSPSC

UNSPSC 6.01	30212010
UNSPSC 7.0901	39121610
UNSPSC 11	39121610
UNSPSC 12.01	39121610
UNSPSC 13.2	39121620

## Approvals

### Approvals

---

Approvals

UL Listed

---

Ex Approvals

---

Approvals submitted

---

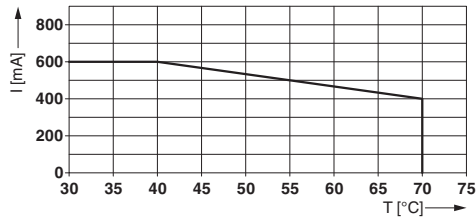
### Approval details

UL Listed
-----------

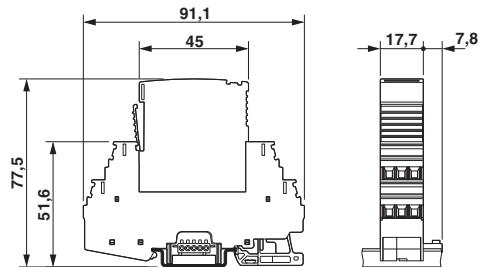
## Drawings

# Surge protection device - PT-IQ-3-HF+F-12DC-UT - 2800995

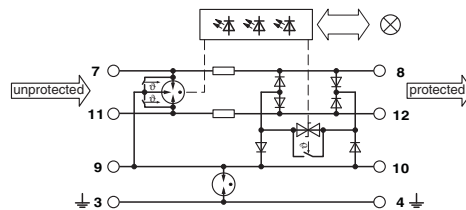
Diagram



Dimensional drawing



Circuit diagram



Phoenix Contact 2016 © - all rights reserved  
<http://www.phoenixcontact.com>

PHOENIX CONTACT GmbH & Co. KG  
Flachsmarktstr. 8  
32825 Blomberg  
Germany  
Tel. +49 5235 300  
Fax +49 5235 3 41200  
<http://www.phoenixcontact.com>



Below is a list of articles with direct links to our shop Electric Automation Network where you can see:

- Quote per purchase volume in real time.
- Online documentation and datasheets of all products.
- Estimated delivery time enquiry in real time.
- Logistics systems for the shipment of materials almost anywhere in the world.
- Purchasing management, order record and tracking of shipments.

To access the product, [click on the green button.](#)

Product	Code	Reference	Product link
Surge protection, consisting of protective plug and base element, with integrated multi-stage status indicator on the module for three signal wires with common reference potential. For HF applications and telecommunications interfaces without supply voltage (up to 90 Mbps).	2800995	PT-IQ-3-HF +F-12DC-UT	<a href="#">Buy on EAN</a>