



Automatización Eléctrica
Especialistas en Automatización

At the end of this document you will find links to products related to this catalog. You can go directly to our shop by clicking HERE. [HERE](#)

Surge protection device - PT-IQ-2X1-48DC-UT - 2800789

Please be informed that the data shown in this PDF Document is generated from our Online Catalog. Please find the complete data in the user's documentation. Our General Terms of Use for Downloads are valid (<http://phoenixcontact.com/download>)



Surge protection, consisting of protective plug and base element, with integrated multi-stage status indicator on the module for two signal wires with common reference potential.

The figure shows the PT-IQ-1x2-24DC-UT version

Why buy this product

- Surge protection system
- Multi-level state monitoring
- Collective message about supply and remote module
- System supplied via DIN rail bus
- Up to 28 protection modules per supply module
- Maximum ease of maintenance thanks to the two-piece design
- Codable plug
- Impedance-neutral disconnection of plug for maintenance purposes
- Base element remains an integral part of the installation



Key Commercial Data

Packing unit	1 STK
GTIN	 4 046356 645140

Technical data

Dimensions

Height	91.1 mm
Width	17.7 mm
Depth	77.5 mm
Horizontal pitch	1 Div.

Ambient conditions

Surge protection device - PT-IQ-2X1-48DC-UT - 2800789

Technical data

Ambient conditions

Ambient temperature (operation)	-40 °C ... 70 °C
Ambient temperature (storage/transport)	-40 °C ... 85 °C
Degree of protection	IP20

General

Housing material	PA 6.6
Flammability rating according to UL 94	V-0
Color	jet black RAL 9005
Mounting type	DIN rail: 35 mm
Type	DIN rail module, two-section, divisible
Direction of action	Line-Line & Line-Signal Ground/Shield & optional Signal Ground/Shield-Earth Ground

Additional descriptions

Note	Remote signaling as well as the power supply of the T-BUS are established by snapping the module onto the T-BUS.
------	--

Protective circuit

IEC test classification	C1
	C2
	C3
	D1
Nominal voltage U_N	48 V DC
Maximum continuous voltage U_C	53 V DC
	37 V AC
Nominal current I_N	300 mA
Operating effective current I_C at U_C	$\leq 6 \mu\text{A}$ (per path)
Residual current I_{PE}	$\leq 6 \mu\text{A}$ (per path)
Nominal discharge current I_n (8/20) μs (Core-Earth)	10 kA
Pulse discharge current I_{imp} (10/350) μs (core-ground)	2.5 kA
Impulse discharge current (10/350) μs , peak value I_{imp}	2.5 kA
Voltage protection level U_p (core-ground)	$\leq 105 \text{ V}$ (C1 - 1 kV/500 A)
	$\leq 160 \text{ V}$ (C2 - 10 kV / 5 kA)
	$\leq 90 \text{ V}$ (C3 - 25 A)
Response time t_A (Core-Earth)	$\leq 1 \text{ ns}$
Input attenuation a_E , asym.	typ. 0.3 dB ($\leq 530 \text{ kHz}/150 \Omega$)
Cut-off frequency f_g (3 dB), asym. (PE) in 150 Ohm system	typ. 1.9 MHz
Capacity (Core-Earth)	typ. 1.5 nF
Resistance in series	1.2 $\Omega \pm 5 \%$
Surge protection fault message	Optical, multi-stage
Max. required back-up fuse	315 mA (FF)
Impulse durability (conductor-ground)	C1 - 1 kV/500 A
	C2 - 10 kV/5 kA

Surge protection device - PT-IQ-2X1-48DC-UT - 2800789

Technical data

Protective circuit

	C2 - 10 kA
	C3 - 25 A
	D1 - 2,5 kA
Pulse reset time (conductor-ground)	≤ 1500 ms

Connection data

Connection method	Screw connection
Connection type IN	Screw terminal blocks
Connection type OUT	Screw terminal blocks
Screw thread	M3
Tightening torque	0.5 Nm
Stripping length	8 mm
Conductor cross section flexible min.	0.2 mm ²
Conductor cross section flexible max.	2.5 mm ²
Conductor cross section solid min.	0.2 mm ²
Conductor cross section solid max.	4 mm ²
Conductor cross section AWG min.	24
Conductor cross section AWG max.	12

Connection, equipotential bonding

Connection method	NS 35 DIN rail or connection terminal block
-------------------	---

Classifications

eCl@ss

eCl@ss 4.0	27140201
eCl@ss 4.1	27130801
eCl@ss 5.0	27130801
eCl@ss 5.1	27130801
eCl@ss 6.0	27130807
eCl@ss 7.0	27130807
eCl@ss 8.0	27130807
eCl@ss 9.0	27130807

ETIM

ETIM 3.0	EC000943
ETIM 4.0	EC000943
ETIM 5.0	EC000943

UNSPSC

UNSPSC 6.01	30212010
UNSPSC 7.0901	39121610

Surge protection device - PT-IQ-2X1-48DC-UT - 2800789

Classifications

UNSPSC

UNSPSC 11	39121610
UNSPSC 12.01	39121610
UNSPSC 13.2	39121620

Approvals

Approvals

Approvals

UL Listed / EAC / CSA / CSAus / cCSAus


Ex Approvals

Approvals submitted

Approval details

UL Listed 

EAC

CSA 

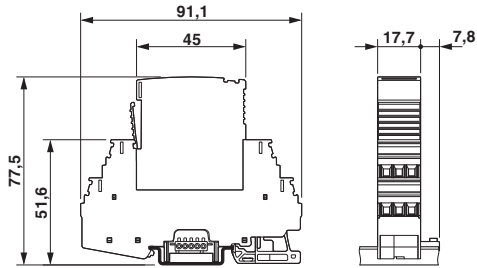
CSAus

cCSAus

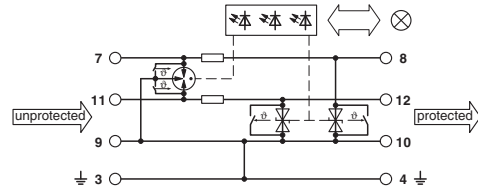
Drawings

Surge protection device - PT-IQ-2X1-48DC-UT - 2800789

Dimensional drawing



Circuit diagram



Phoenix Contact 2016 © - all rights reserved
<http://www.phoenixcontact.com>

PHOENIX CONTACT GmbH & Co. KG
Flachsmarktstr. 8
32825 Blomberg
Germany
Tel. +49 5235 300
Fax +49 5235 3 41200
<http://www.phoenixcontact.com>



Below is a list of articles with direct links to our shop Electric Automation Network where you can see:

- Quote per purchase volume in real time.
- Online documentation and datasheets of all products.
- Estimated delivery time enquiry in real time.
- Logistics systems for the shipment of materials almost anywhere in the world.
- Purchasing management, order record and tracking of shipments.

To access the product, [click on the green button](#).

Product	Code	Reference	Product link
Surge protection, consisting of protective plug and base element, with integrated multi-stage status indicator on the module for two signal wires with common reference potential.	2800789	PT-IQ-2X1-48DC-UT	Buy on EAN