



Automatización Eléctrica
Especialistas en Automatización

At the end of this document you will find links to products related to this catalog. You can go directly to our shop by clicking [HERE](#). [HERE](#)

Distributed I/O device - FLM DO 4 M8-2A - 2736932

Please be informed that the data shown in this PDF Document is generated from our Online Catalog. Please find the complete data in the user's documentation. Our General Terms of Use for Downloads are valid (<http://phoenixcontact.com/download>)



The space-saving local bus device is particularly suitable for use in close proximity to the process. Functions: 4 digital outputs each with a load capacity of 2 A, channel-specific diagnostics, short-circuit and overload protection, M8 connection method.

Product Description

The device is designed for use in Fieldline Modular M8 local bus, which is opened by a Fieldline or Inline bus coupler. It is used to output digital signals.

Why buy this product

- Can also be connected to an Inline station
- Optimized for 30 mm mounting profile
- Diagnostic and status indicators
- Short-circuit and overload protection
- Consistent connection via M8 connectors

Key Commercial Data

Packing unit	1 STK
GTIN	 4 046356 087193

Technical data

Note

Utilization restriction	EMC: class A product, see manufacturer's declaration in the download area
-------------------------	---

Dimensions

Width	29.8 mm
Height	143 mm
Depth	26.5 mm
Note on dimensions	Length details incl. fixing clips
Drill hole spacing	133 mm

Ambient conditions

Ambient temperature (operation)	-25 °C ... 60 °C
Ambient temperature (storage/transport)	-25 °C ... 85 °C
Permissible humidity (storage/transport)	95 %
Air pressure (operation)	80 kPa ... 106 kPa (up to 2000 m above sea level)

Distributed I/O device - FLM DO 4 M8-2A - 2736932

Technical data

Ambient conditions

Air pressure (storage/transport)	70 kPa ... 106 kPa (up to 3000 m above sea level)
Degree of protection	IP65/IP67

General

Net weight	137 g
Mounting type	Wall mounting

Interfaces

Designation	Fieldline local bus
Connection method	2 M8 male connector
Designation connection point	Copper cable
Transmission speed	500 kBit/s
Number of positions	5

Power supply for module electronics

Connection method	M8 connector
Designation	U_L
Number of positions	4
Supply voltage	24 V DC
Supply voltage range	18 V DC ... 30 V DC (including ripple)
Supply current	3 A

Fieldline potentials

Voltage supply U_L	24 V DC
----------------------	---------

Digital outputs

Output name	Digital outputs
Connection method	M8 connector
	2, 3-wire
Number of outputs	4
Protective circuit	Short-circuit protection
Output voltage	24 V DC
Maximum output current per channel	2 A

Standards and Regulations

Test section	To I/O 500 V AC
Mechanical tests	Shock in acc. with EN 60068-2-27/IEC 60068-2-27 Load 30g, half sine wave, positive and negative per direction
	Vibration resistance in acc. with EN 60068-2-6/IEC 60068-2-6 5g in each space direction
Connection in acc. with standard	CUL
Protection class	III, IEC 61140, EN 61140, VDE 0140-1

Distributed I/O device - FLM DO 4 M8-2A - 2736932

Classifications

eCl@ss

eCl@ss 4.0	27250302
eCl@ss 4.1	27250302
eCl@ss 5.0	27250302
eCl@ss 5.1	27242604
eCl@ss 6.0	27242604
eCl@ss 7.0	27242604
eCl@ss 8.0	27242604
eCl@ss 9.0	27242604

ETIM

ETIM 2.0	EC001430
ETIM 3.0	EC001599
ETIM 4.0	EC001599
ETIM 5.0	EC001599

UNSPSC

UNSPSC 6.01	43172015
UNSPSC 7.0901	43201404
UNSPSC 11	43172015
UNSPSC 12.01	43201404
UNSPSC 13.2	43201404

Approvals

Approvals

Approvals

UL Recognized / cUL Recognized / cULus Recognized

Ex Approvals

UL Recognized / cUL Recognized / cULus Recognized


Approvals submitted

Approval details

UL Recognized

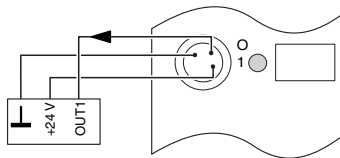
Distributed I/O device - FLM DO 4 M8-2A - 2736932

Approvals

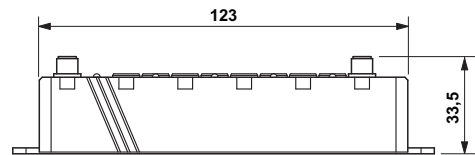


Drawings

Connection diagram

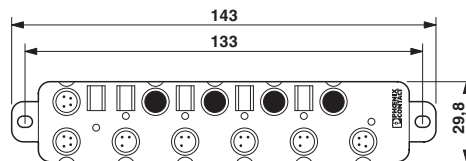


Dimensional drawing



Side view (dimensions in mm)

Dimensional drawing



Top view (dimensions in mm)

Phoenix Contact 2016 © - all rights reserved
<http://www.phoenixcontact.com>

PHOENIX CONTACT GmbH & Co. KG
Flachmarktstr. 8
32825 Blomberg
Germany
Tel. +49 5235 300
Fax +49 5235 3 41200
<http://www.phoenixcontact.com>



Below is a list of articles with direct links to our shop Electric Automation Network where you can see:

- Quote per purchase volume in real time.
- Online documentation and datasheets of all products.
- Estimated delivery time enquiry in real time.
- Logistics systems for the shipment of materials almost anywhere in the world.
- Purchasing management, order record and tracking of shipments.

To access the product, [click on the green button.](#)

Product	Code	Reference	Product link
The space-saving local bus device is particularly suitable for use in close proximity to the process. Functions: 4 digital outputs each with a load capacity of 2 A, channel-specific diagnostics, short-circuit and overload protection, M8 connection method.	2736932	FLM DO 4 M8-2A	Buy on EAN