



Automatización Eléctrica
Especialistas en Automatización

At the end of this document you will find links to products related to this catalog. You can go directly to our shop by clicking [HERE](#). [HERE](#)

Distributed I/O device - FLM DIO 4/4 M12-2A - 2736369

Please be informed that the data shown in this PDF Document is generated from our Online Catalog. Please find the complete data in the user's documentation. Our General Terms of Use for Downloads are valid (<http://phoenixcontact.com/download>)



The local bus device has digital inputs and outputs. Functions: 4 digital inputs, 3 ms filter time, 4 digital outputs of 2 A each, 500 kbaud/2 Mbaud selection, channel-specific diagnostics, short-circuit and overload protection, M12 fast connection technology.

Why buy this product

- Flexible power supply concept
- Short-circuit and overload protection
- Diagnostic and status indicators
- SPEEDCON fast locking system
- Consistent connection via M12 connectors

Key Commercial Data

Packing unit	1 STK
GTIN	 4 017918 951078

Technical data

Note

Utilization restriction	EMC: class A product, see manufacturer's declaration in the download area
-------------------------	---

Dimensions

Width	70 mm
Height	178 mm
Depth	50 mm
Drill hole spacing	168 mm

Ambient conditions

Ambient temperature (operation)	-25 °C ... 60 °C
Ambient temperature (storage/transport)	-25 °C ... 85 °C
Permissible humidity (storage/transport)	95 %
Air pressure (operation)	80 kPa ... 106 kPa (up to 2000 m above sea level)
Air pressure (storage/transport)	70 kPa ... 106 kPa (up to 3000 m above sea level)
Degree of protection	IP65/IP67

General

Distributed I/O device - FLM DIO 4/4 M12-2A - 2736369

Technical data

General

Net weight	315 g
Mounting type	Wall mounting

Interfaces

Designation	Fieldline local bus
Connection method	M12 connector, B-coded
Designation connection point	Copper cable
Transmission speed	500 kBit/s / 2 MBit/s
Number of positions	5

Power supply for module electronics

Connection method	M12 connector
Designation	U_L
Supply voltage	24 V DC
Supply voltage range	18 V DC ... 30 V DC (including ripple)

Fieldline potentials

Voltage supply U_L	24 V DC
Power supply at U_L	max. 4 A
Current consumption from U_L	max. 50 mA (At 2 Mbaud)
	typ. 45 mA (At 2 Mbaud)
	max. 50 mA (At 500 kBaud)
	typ. 40 mA (At 500 kBaud)
Voltage supply U_S	24 V DC
Power supply at U_S	max. 4 A
Current consumption from U_S	typ. 5 mA (plus power supply for sensors)
	max. 600 mA
Voltage supply U_{A11}	24 V DC
Power supply at U_{A11}	max. 4 A
Current consumption at U_{A11}	typ. 3 mA
	max. 4 A
Voltage supply U_{A12}	24 V DC
Power supply at U_{A12}	max. 4 A
Current consumption at U_{A12}	typ. 3 mA
	max. 4 A

Digital inputs

Input name	Digital inputs
Connection method	M12 connector
	2, 3, 4-wire
Number of inputs	4
Protective circuit	Protection against polarity reversal

Distributed I/O device - FLM DIO 4/4 M12-2A - 2736369

Technical data

Digital inputs

Filter time	3 ms
Input characteristic curve	IEC 61131-2 type 1
Input voltage	24 V DC
Input voltage range "0" signal	-30 V DC ... 5 V DC
Input voltage range "1" signal	13 V DC ... 30 V DC

Digital outputs

Output name	Digital outputs
Connection method	M12 connector
	2, 3-wire
Number of outputs	4
Protective circuit	Short-circuit protection
Output voltage	24 V DC
Maximum output current per channel	2 A

Standards and Regulations

Test section	To I/O 500 V AC
Connection in acc. with standard	CUL
Protection class	III, IEC 61140, EN 61140, VDE 0140-1

Classifications

eCl@ss

eCl@ss 4.0	27250302
eCl@ss 4.1	27250302
eCl@ss 5.0	27250302
eCl@ss 5.1	27242604
eCl@ss 6.0	27242604
eCl@ss 7.0	27242604
eCl@ss 8.0	27242604
eCl@ss 9.0	27242604

ETIM

ETIM 2.0	EC001430
ETIM 3.0	EC001599
ETIM 4.0	EC001599
ETIM 5.0	EC001599

UNSPSC

UNSPSC 6.01	43172015
UNSPSC 7.0901	43201404
UNSPSC 11	43172015

Distributed I/O device - FLM DIO 4/4 M12-2A - 2736369

Classifications

UNSPSC

UNSPSC 12.01	43201404
UNSPSC 13.2	43201404

Approvals

Approvals

Approvals


UL Recognized / cUL Recognized / EAC / cULus Recognized


Ex Approvals

UL Recognized / cUL Recognized / cULus Recognized


Approvals submitted

Approval details

UL Recognized 

cUL Recognized 

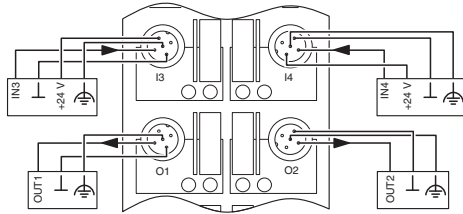
EAC

cULus Recognized 

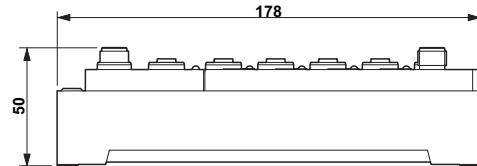
Drawings

Distributed I/O device - FLM DIO 4/4 M12-2A - 2736369

Connection diagram



Dimensional drawing



Phoenix Contact 2016 © - all rights reserved
<http://www.phoenixcontact.com>

PHOENIX CONTACT GmbH & Co. KG
Flachsmarktstr. 8
32825 Blomberg
Germany
Tel. +49 5235 300
Fax +49 5235 3 41200
<http://www.phoenixcontact.com>



Below is a list of articles with direct links to our shop Electric Automation Network where you can see:

- Quote per purchase volume in real time.
- Online documentation and datasheets of all products.
- Estimated delivery time enquiry in real time.
- Logistics systems for the shipment of materials almost anywhere in the world.
- Purchasing management, order record and tracking of shipments.

To access the product, [click on the green button.](#)

Product	Code	Reference	Product link
The local bus device has digital inputs and outputs. Functions: 4 digital inputs, 3 ms filter time, 4 digital outputs of 2 A each, 500 kbaud/2 Mbaud selection, channel-specific diagnostics, short-circuit and overload protection, M12 fast connection technology.	2736369	FLM DIO 4/4 M12-2A	Buy on EAN