



**Automatización Eléctrica**  
Especialistas en Automatización

At the end of this document you will find links to products related to this catalog. You can go directly to our shop by clicking [HERE](#). [HERE](#)

# Uninterruptible power supply - QUINT-UPS/ 24DC/ 24DC/40 - 2320241

Please be informed that the data shown in this PDF Document is generated from our Online Catalog. Please find the complete data in the user's documentation. Our General Terms of Use for Downloads are valid (<http://phoenixcontact.com/download>)



Uninterruptible power supply with IQ technology for DIN rail mounting, input: 24 V DC, output: 24 V DC/40 A, including mounted universal DIN rail adapter UTA 107/30

## Why buy this product

- Easy handling thanks to automatic battery detection, tool-free battery replacement during operation, and communication via the IFS interface
- Reliable starting of difficult loads with the static POWER BOOST power reserve with up to 1.5 times the nominal current permanently
- Fast tripping of standard circuit breakers with SFB (selective fuse breaking) technology
- Device suitable for universal use thanks to comprehensive license package and extensive parameterization and diagnostics options



## Key Commercial Data

Packing unit	1 STK
GTIN	 4 046356 554121

## Technical data

### Dimensions

Width	47 mm
Height	130 mm
Depth	125 mm
Width with alternative assembly	123 mm
Height with alternative assembly	130 mm
Depth with alternative assembly	51 mm

### Ambient conditions

Degree of protection	IP20
Ambient temperature (operation)	-25 °C ... 70 °C
Ambient temperature (storage/transport)	-40 °C ... 85 °C
Max. permissible relative humidity (operation)	≤ 95 % (25°C, non-condensing)
Noise immunity	EN 61000-6-2:2005

### Input data

# Uninterruptible power supply - QUINT-UPS/ 24DC/ 24DC/40 - 2320241

## Technical data

### Input data

Nominal input voltage range	24 V DC
Input voltage range	18 V DC ... 30 V DC
Current consumption (maximum)	51.9 A (Maximum, mains operation)
Current consumption (idle)	10.6 mA (No load, mains operation)
Current consumption (charging process)	6.9 A (Charging, mains operation)
Buffer period	0.5 h (With battery module 38 AH)

### Output data (24 V DC mains operation)

Nominal output voltage	24 V DC
Output voltage range (depends on the input voltage)	18 V DC ... 30 V DC
Nominal output current	40 A (-25 °C ... 50 °C)
POWER BOOST ( $I_{Boost}$ )	45 A (-25 °C ... 40 °C)
Selective Fuse Breaking ( $I_{SFB}$ )	215 A (-25 °C ... 60 °C)

### Output data (24 V DC battery operation)

Nominal output voltage	24 V DC
Output voltage range (depends on the input voltage)	19.2 V DC ... 27.6 V DC ( $U_{OUT} = U_{BAT} - 0.5 \text{ V DC}$ )
Nominal output current	40 A (-25 °C ... 60 °C)
POWER BOOST ( $I_{Boost}$ )	45 A (-25 °C ... 40 °C)
Selective Fuse Breaking ( $I_{SFB}$ )	215 A (-25 °C ... 60 °C)

### General output data

Efficiency	> 99 % (Mains operation, with charged power storage)
------------	--

### General

IQ technology	Yes
Net weight	0.7 kg
Protection class	III
MTTF/ MTBF (IEC 61709, SN 29500)	> 500000 h (40 °C)
Mounting position	horizontal DIN rail NS 35, EN 60715
Assembly instructions	Can be aligned: horizontal 5 mm, vertical 50 mm

### Connection data, input

Connection method	Screw connection
Conductor cross section solid min.	0.5 mm <sup>2</sup>
Conductor cross section solid max.	16 mm <sup>2</sup>
Conductor cross section flexible min.	0.5 mm <sup>2</sup>
Conductor cross section flexible max.	16 mm <sup>2</sup>
Conductor cross section AWG min.	8
Conductor cross section AWG max.	6
Stripping length	10 mm
Screw thread	M4

### Connection data, output

# Uninterruptible power supply - QUINT-UPS/ 24DC/ 24DC/40 - 2320241

## Technical data

### Connection data, output

Connection method	Screw connection
Conductor cross section solid min.	0.5 mm <sup>2</sup>
Conductor cross section solid max.	16 mm <sup>2</sup>
Conductor cross section flexible min.	0.5 mm <sup>2</sup>
Conductor cross section flexible max.	16 mm <sup>2</sup>
Conductor cross section AWG min.	8
Conductor cross section AWG max.	6
Stripping length	10 mm
Screw thread	M4

### Connection data for signaling

Conductor cross section solid min.	0.2 mm <sup>2</sup>
Conductor cross section solid max.	4 mm <sup>2</sup>
Conductor cross section flexible min.	0.2 mm <sup>2</sup>
Conductor cross section flexible max.	2.5 mm <sup>2</sup>
Conductor cross section AWG min.	24
Conductor cross section AWG max.	12
Screw thread	M4

### Standards and Regulations

Electromagnetic compatibility	Conformance with EMC Directive 2004/108/EC
Shock	30g in each direction, according to IEC 60068-2-27
Noise immunity	EN 61000-6-2:2005
Connection in acc. with standard	CUL
Standards/regulations	EN 61000-4-3
	EN 61000-4-4
	EN 61000-4-6
Standard - Electrical safety	EN 60950-1/VDE 0805 (SELV)
Standard – Electronic equipment for use in electrical power installations and their assembly into electrical power installations	EN 50178/VDE 0160 (PELV)
UL approvals	UL Listed UL 508
	UL/C-UL Recognized UL 60950
	UL ANSI/ISA-12.12.01 Class I, Division 2, Groups A, B, C, D (Hazardous Location)
Vibration (operation)	< 15 Hz, amplitude ±2.5 mm (according to IEC 60068-2-6)
Low Voltage Directive	Conformance with LV directive 2006/95/EC
Rail applications	EN 50121-4

### Classifications

eCl@ss

eCl@ss 4.0	27040702
------------	----------

# Uninterruptible power supply - QUINT-UPS/ 24DC/ 24DC/40 - 2320241

## Classifications

### eCl@ss

eCl@ss 4.1	27040603
eCl@ss 5.0	27040603
eCl@ss 5.1	27040603
eCl@ss 6.0	27040603
eCl@ss 7.0	27040603
eCl@ss 8.0	27049201

### ETIM

ETIM 3.0	EC001039
ETIM 4.0	EC000382
ETIM 5.0	EC000382

### UNSPSC

UNSPSC 6.01	30211510
UNSPSC 7.0901	39121011
UNSPSC 11	39121011
UNSPSC 12.01	39121011
UNSPSC 13.2	39121011

## Approvals

### Approvals

---

#### Approvals

UL Recognized / UL Listed / cUL Recognized / cUL Listed / EAC / EAC / ABS / cULus Recognized / cULus Listed

---

#### Ex Approvals

UL Listed / cUL Listed / cULus Listed

---

#### Approvals submitted

---






### Approval details

UL Recognized
---------------

UL Listed
-----------

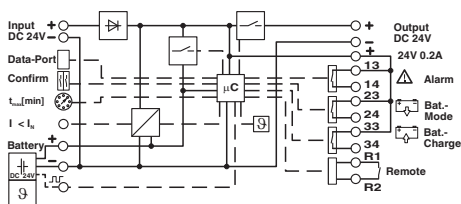
# Uninterruptible power supply - QUINT-UPS/ 24DC/ 24DC/40 - 2320241

## Approvals



## Drawings

Block diagram



Phoenix Contact 2016 © - all rights reserved  
<http://www.phoenixcontact.com>

PHOENIX CONTACT GmbH & Co. KG  
Flachsmarktstr. 8  
32825 Blomberg  
Germany  
Tel. +49 5235 300  
Fax +49 5235 3 41200  
<http://www.phoenixcontact.com>



Below is a list of articles with direct links to our shop Electric Automation Network where you can see:

- Quote per purchase volume in real time.
- Online documentation and datasheets of all products.
- Estimated delivery time enquiry in real time.
- Logistics systems for the shipment of materials almost anywhere in the world.
- Purchasing management, order record and tracking of shipments.

To access the product, [click on the green button.](#)

Product	Code	Reference	Product link
Uninterruptible power supply with IQ technology for DIN rail mounting, input: 24 V DC, output: 24 V DC/40 A, including mounted universal DIN rail adapter UTA 107/30	2320241	QUINT-UPS/ 24DC/ 24DC/40	<a href="#">Buy on EAN</a>