



Automatización Eléctrica
Especialistas en Automatización

At the end of this document you will find links to products related to this catalog. You can go directly to our shop by clicking [HERE](#). [HERE](#)

Spring-cage PCB terminal block - PTSA 1,5/ 3-3,5-F - 1984976

Please be informed that the data shown in this PDF Document is generated from our Online Catalog. Please find the complete data in the user's documentation. Our General Terms of Use for Downloads are valid (<http://phoenixcontact.com/download>)



PCB terminal block, Nominal current: 8 A, Nom. voltage: 250 V, Pitch: 3.5 mm, Number of positions: 3, Connection method: Push-in spring connection, Mounting: Wave soldering, Conductor/PCB connection direction: 45 °, Color: green, Soldering legs in front area, one-rowed


The figure shows a 10-position version of the product

Why buy this product

- Compact design with easy actuation and direct plug-in technology



Key Commercial Data

Packing unit	250 STK
GTIN	 4 017918 922054

Technical data

Dimensions

Length	12 mm
Pitch	3.50 mm
Dimension a	7 mm
Width	12 mm
Constructional height	13.1 mm
Height	16.7 mm
Length of the solder pin	3.6 mm
Pin dimensions	0,4 x 0,75 mm
Pin spacing	3.5 mm
Hole diameter	1 mm

General

Range of articles	PTSA 1,5
Insulating material group	I
Rated surge voltage (III/3)	2.5 kV

Spring-cage PCB terminal block - PTSA 1,5/ 3-3,5-F - 1984976

Technical data

General

Rated surge voltage (III/2)	2.5 kV
Rated surge voltage (II/2)	2.5 kV
Rated voltage (III/3)	200 V
Rated voltage (III/2)	250 V
Rated voltage (II/2)	400 V
Connection in acc. with standard	EN-VDE
Nominal current I _N	8 A
Nominal cross section	1.5 mm ²
Maximum load current	8 A
Insulating material	PA
Solder pin surface	Sn
Flammability rating according to UL 94	V0
Stripping length	9 mm
Number of positions	3

Connection data

Conductor cross section solid min.	0.2 mm ²
Conductor cross section solid max.	1.5 mm ²
Conductor cross section flexible min.	0.2 mm ²
Conductor cross section flexible max.	1.5 mm ²
Conductor cross section flexible, with ferrule without plastic sleeve min.	0.25 mm ²
Conductor cross section flexible, with ferrule without plastic sleeve max.	1 mm ²
Conductor cross section flexible, with ferrule with plastic sleeve min.	0.25 mm ²
Conductor cross section flexible, with ferrule with plastic sleeve max.	0.5 mm ²
Conductor cross section AWG min.	24
Conductor cross section AWG max.	16

Standards and Regulations

Connection in acc. with standard	EN-VDE
	CUL
Flammability rating according to UL 94	V0

Classifications

eCl@ss

eCl@ss 4.0	272607xx
eCl@ss 4.1	27141109
eCl@ss 5.0	27141190
eCl@ss 5.1	27141190
eCl@ss 6.0	27261101
eCl@ss 7.0	27440401
eCl@ss 8.0	27440401

Spring-cage PCB terminal block - PTSA 1,5/ 3-3,5-F - 1984976

Classifications

eCl@ss

eCl@ss 9.0	27440401
------------	----------

ETIM

ETIM 3.0	EC001121
ETIM 4.0	EC002643
ETIM 5.0	EC002643

UNSPSC

UNSPSC 6.01	30211801
UNSPSC 7.0901	39121432
UNSPSC 11	34131203
UNSPSC 12.01	39121432
UNSPSC 13.2	39121432

Approvals

Approvals


Approvals


UL Recognized / VDE Gutachten mit Fertigungsüberwachung / cUL Recognized / CCA / EAC / cULus Recognized

Ex Approvals

Approvals submitted

Approval details

UL Recognized 		
	B	D
mm ² /AWG/kcmil	24-16	24-16
Nominal current I _N	5 A	5 A
Nominal voltage U _N	300 V	300 V

VDE Gutachten mit Fertigungsüberwachung 	
mm ² /AWG/kcmil	0.5-0.75

Spring-cage PCB terminal block - PTSA 1,5/ 3-3,5-F - 1984976

Approvals

Nominal current I _N	2 A
Nominal voltage U _N	130 V

cUL Recognized

	B	D
mm ² /AWG/kcmil	24-16	24-16
Nominal current I _N	5 A	5 A
Nominal voltage U _N	300 V	300 V

CCA

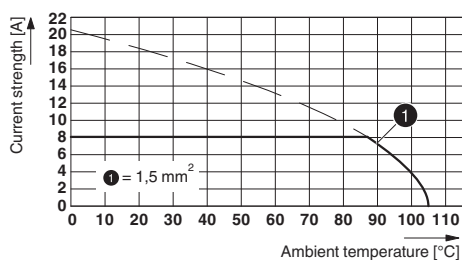
mm ² /AWG/kcmil	0.75
Nominal current I _N	2 A

EAC

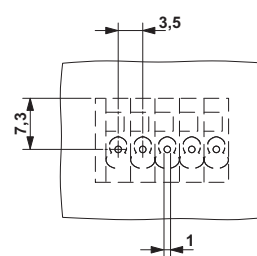
cULus Recognized

Drawings

Diagram



Drilling diagram

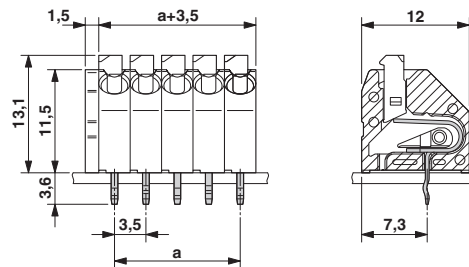


Type: PTSA 1,5/4-3,5-Z
 Tested in accordance with DIN EN 60512-5-2:2003-01
 Reduction factor = 1
 Number of positions: 4

The illustration shows the drilling diagram of the 5-position product version

Spring-cage PCB terminal block - PTSA 1,5/ 3-3,5-F - 1984976

Dimensional drawing



The illustration shows the dimensional drawing of the 5-position product version

Phoenix Contact 2016 © - all rights reserved
<http://www.phoenixcontact.com>

PHOENIX CONTACT GmbH & Co. KG
Flachsmarktstr. 8
32825 Blomberg
Germany
Tel. +49 5235 300
Fax +49 5235 3 41200
<http://www.phoenixcontact.com>

Below is a list of articles with direct links to our shop Electric Automation Network where you can see:

- Quote per purchase volume in real time.
- Online documentation and datasheets of all products.
- Estimated delivery time enquiry in real time.
- Logistics systems for the shipment of materials almost anywhere in the world.
- Purchasing management, order record and tracking of shipments.

To access the product, [click on the green button](#).

Product	Code	Reference	Product link
PCB terminal block, Nominal current: 8 A, Nom. voltage: 250 V, Pitch: 3.5 mm, Number of positions: 3, Connection method: Push-in spring connection, Mounting: Wave soldering, Conductor/PCB connection direction: 45 °, Color: green, Soldering legs in front area, one-rowed	1984976	PTSA 1,5/ 3-3,5-F	Buy on EAN