



Automatización Eléctrica
Especialistas en Automatización

At the end of this document you will find links to products related to this catalog. You can go directly to our shop by clicking [HERE](#). [HERE](#)

Printed-circuit board connector - MCV 0,5/ 4-G-2,5 THT - 1963557

Please be informed that the data shown in this PDF Document is generated from our Online Catalog. Please find the complete data in the user's documentation. Our General Terms of Use for Downloads are valid (<http://phoenixcontact.com/download>)

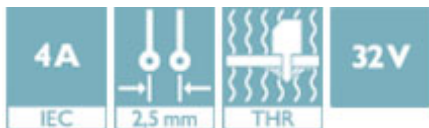


Header, Nominal current: 4 A, Rated voltage (III/2): 160 V, Number of positions: 4, Pitch: 2.5 mm, Color: black, Contact surface: Tin, Mounting: THR soldering, User information and design recommendations for through hole reflow technology can be found under "Downloads"

The figure shows a 10-position version of the product

Why buy this product

- Alternative pin lengths of 1.4 mm or 2.6 mm available on request
- Reel diameter: 330 mm, tape width: 44 mm
- Low-profile THR pin strips with a compact MICRO pitch of 2.5 mm
- Delivery form: box packaging, in bulk for small series
- Delivery form: tape-on-reel packing according to IEC 60286-3 for automated mounting
- Use in SMT reflow processes



Key Commercial Data

| | |
|--------------|-----------------|
| Packing unit | 50 STK |
| GTIN | 4 017918 912369 |

Technical data

Dimensions

| | |
|--------------------------|--------------|
| Length | 8.1 mm |
| Pitch | 2.50 mm |
| Dimension a | 7.5 mm |
| Constructional height | 10.1 mm |
| Height | 10.1 mm |
| Length of the solder pin | 3.5 mm |
| Pin dimensions | 0,8 x 0,8 mm |
| Pin spacing | 2.50 mm |
| Hole diameter | 1.4 mm |

Printed-circuit board connector - MCV 0,5/ 4-G-2,5 THT - 1963557

Technical data

General

| | |
|--|-------------------|
| Range of articles | MCV 0,5/...-G-THT |
| Insulating material group | IIIa |
| Rated surge voltage (III/3) | 1.5 kV |
| Rated surge voltage (III/2) | 2.5 kV |
| Rated surge voltage (II/2) | 2.5 kV |
| Rated voltage (III/3) | 32 V |
| Rated voltage (III/2) | 160 V |
| Rated voltage (II/2) | 160 V |
| Connection in acc. with standard | EN-VDE |
| Nominal current I_N | 4 A |
| Maximum load current | 4 A |
| Insulating material | PA |
| Flammability rating according to UL 94 | V0 |
| Color | black |
| Number of positions | 4 |

Standards and Regulations

| | |
|--|--------|
| Connection in acc. with standard | EN-VDE |
| | CUL |
| Flammability rating according to UL 94 | V0 |

Classifications

eCl@ss

| | |
|------------|----------|
| eCl@ss 4.0 | 272607xx |
| eCl@ss 4.1 | 27260701 |
| eCl@ss 5.0 | 27260701 |
| eCl@ss 5.1 | 27260701 |
| eCl@ss 6.0 | 27260704 |
| eCl@ss 7.0 | 27440402 |
| eCl@ss 8.0 | 27440402 |
| eCl@ss 9.0 | 27440402 |

ETIM

| | |
|----------|----------|
| ETIM 3.0 | EC001121 |
| ETIM 4.0 | EC002637 |
| ETIM 5.0 | EC002637 |

UNSPSC

| | |
|---------------|----------|
| UNSPSC 6.01 | 30211810 |
| UNSPSC 7.0901 | 39121409 |
| UNSPSC 11 | 39121409 |

Printed-circuit board connector - MCV 0,5/ 4-G-2,5 THT - 1963557

Classifications

UNSPSC

| | |
|--------------|----------|
| UNSPSC 12.01 | 39121409 |
| UNSPSC 13.2 | 39121409 |

Approvals

Approvals

Approvals

UL Recognized / VDE Gutachten mit Fertigungsüberwachung / cUL Recognized / IECCE CB Scheme / CCA / EAC / cULus Recognized

Ex Approvals

Approvals submitted

Approval details

| | |
|--------------------|-------|
| UL Recognized | |
| | B |
| Nominal current IN | 4 A |
| Nominal voltage UN | 125 V |

| | |
|---|------|
| VDE Gutachten mit Fertigungsüberwachung | |
| | |
| Nominal current IN | 4 A |
| Nominal voltage UN | 32 V |

| | |
|--------------------|-------|
| cUL Recognized | |
| | B |
| Nominal current IN | 4 A |
| Nominal voltage UN | 125 V |

Printed-circuit board connector - MCV 0,5/ 4-G-2,5 THT - 1963557

Approvals

| | |
|--------------------|------|
| IECEE CB Scheme | |
| Nominal current IN | 4 A |
| Nominal voltage UN | 32 V |

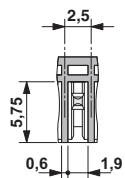
| | |
|--------------------|------|
| CCA | |
| Nominal current IN | 4 A |
| Nominal voltage UN | 32 V |

| | |
|-----|--|
| EAC | |
|-----|--|

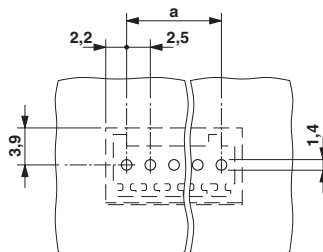
| | |
|------------------|--|
| cULus Recognized | |
|------------------|--|

Drawings

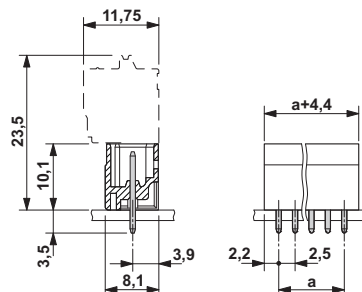
Dimensional drawing



Drilling diagram



Dimensional drawing



Phoenix Contact 2016 © - all rights reserved
<http://www.phoenixcontact.com>

PHOENIX CONTACT GmbH & Co. KG
Flachmarktstr. 8
32825 Blomberg
Germany
Tel. +49 5235 300
Fax +49 5235 3 41200
<http://www.phoenixcontact.com>

Below is a list of articles with direct links to our shop Electric Automation Network where you can see:

- Quote per purchase volume in real time.
- Online documentation and datasheets of all products.
- Estimated delivery time enquiry in real time.
- Logistics systems for the shipment of materials almost anywhere in the world.
- Purchasing management, order record and tracking of shipments.

To access the product, [click on the green button.](#)

| Product | Code | Reference | Product link |
|---|-------------|----------------------|----------------------------|
| Header, Nominal current: 4 A, Rated voltage (III/2): 160 V, Number of positions: 4, Pitch: 2.5 mm, Color: black, Contact surface: Tin, Mounting: SMD/THT/THR, User information and design recommendations for through hole reflow technology can be found under "Downloads" | 1963557 | MCV 0,5/ 4-G-2,5 THT | Buy on EAN |