



**Automatización Eléctrica**  
Especialistas en Automatización

At the end of this document you will find links to products related to this catalog. You can go directly to our shop by clicking [HERE](#). [HERE](#)

## PCB terminal block - MKDSP 25/ 8-15,00 - 1932643

Please be informed that the data shown in this PDF Document is generated from our Online Catalog. Please find the complete data in the user's documentation. Our General Terms of Use for Downloads are valid (<http://phoenixcontact.com/download>)

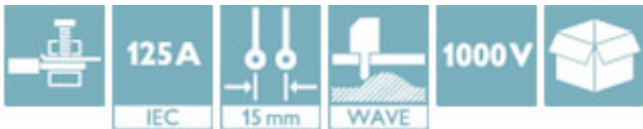


PCB terminal block, Nominal current: 125 A, Nom. voltage: 1000 V, Pitch: 15 mm, Number of positions: 8, Connection method: Screw connection with tension sleeve, Mounting: Wave soldering, Conductor/PCB connection direction: 0 °, Color: green, Avoid placing permanent mechanical loads on the terminal


The figure shows a 5-pos. version of the product

### Why buy this product

- Integrated test connection
- High-capacity PCB terminal blocks with screw connection up to 35 mm<sup>2</sup> conductor cross section and a current carrying capacity of 125 A
- Unlimited 600 V UL approval
- Integrated protective guide



### Key Commercial Data

Packing unit	25 STK
GTIN	 4 017918 902148

### Technical data

#### Dimensions

Length	31 mm
Pitch	15.00 mm
Dimension a	105 mm
Width	120 mm
Constructional height	39 mm
Height	43.5 mm
Length of the solder pin	4.5 mm
Pin dimensions	1,2 x 1,2 mm
Hole diameter	1.6 mm

#### General

Range of articles	MKDSP 25
-------------------	----------

# PCB terminal block - MKDSP 25/ 8-15,00 - 1932643

## Technical data

### General

Insulating material group	I
Rated surge voltage (III/3)	8 kV
Rated surge voltage (III/2)	8 kV
Rated surge voltage (II/2)	8 kV
Rated voltage (III/3)	1000 V
Rated voltage (III/2)	1000 V
Rated voltage (II/2)	1000 V
Connection in acc. with standard	EN-VDE
Nominal current $I_N$	125 A
Nominal cross section	35 mm <sup>2</sup>
Maximum load current	125 A
Insulating material	PA
Solder pin surface	Sn
Flammability rating according to UL 94	V0
Internal cylindrical gage	B7
Stripping length	18 mm
Number of positions	8
Screw thread	M5
Tightening torque, min	2.5 Nm
Tightening torque max	4.5 Nm
Note	Tightening torque $\leq 25 \text{ mm}^2$ is 2.5 Nm, $> 25 \text{ mm}^2$ is 4.5 Nm

### Connection data

Conductor cross section solid min.	0.5 mm <sup>2</sup>
Conductor cross section solid max.	35 mm <sup>2</sup>
Conductor cross section flexible min.	0.5 mm <sup>2</sup>
Conductor cross section flexible max.	35 mm <sup>2</sup>
Conductor cross section flexible, with ferrule without plastic sleeve min.	1 mm <sup>2</sup>
Conductor cross section flexible, with ferrule without plastic sleeve max.	35 mm <sup>2</sup>
Conductor cross section flexible, with ferrule with plastic sleeve min.	1.5 mm <sup>2</sup>
Conductor cross section flexible, with ferrule with plastic sleeve max.	35 mm <sup>2</sup>
Conductor cross section AWG min.	20
Conductor cross section AWG max.	2
2 conductors with same cross section, solid min.	0.5 mm <sup>2</sup>
2 conductors with same cross section, solid max.	6 mm <sup>2</sup>
2 conductors with same cross section, stranded min.	0.5 mm <sup>2</sup>
2 conductors with same cross section, stranded max.	6 mm <sup>2</sup>
2 conductors with same cross section, stranded, ferrules without plastic sleeve, min.	0.5 mm <sup>2</sup>
2 conductors with same cross section, stranded, ferrules without plastic sleeve, max.	4 mm <sup>2</sup>

# PCB terminal block - MKDSP 25/ 8-15,00 - 1932643

## Technical data

### Connection data

2 conductors with same cross section, stranded, TWIN ferrules with plastic sleeve, min.	0.5 mm <sup>2</sup>
2 conductors with same cross section, stranded, TWIN ferrules with plastic sleeve, max.	6 mm <sup>2</sup>

### Standards and Regulations

Connection in acc. with standard	EN-VDE
	CUL
Flammability rating according to UL 94	V0

## Classifications

### eCl@ss

eCl@ss 4.0	27141109
eCl@ss 4.1	27141109
eCl@ss 5.0	27141190
eCl@ss 5.1	27141190
eCl@ss 6.0	27260704
eCl@ss 7.0	27440402
eCl@ss 8.0	27440401
eCl@ss 9.0	27440401

### ETIM

ETIM 3.0	EC001121
ETIM 4.0	EC002643
ETIM 5.0	EC002643

### UNSPSC

UNSPSC 6.01	30211801
UNSPSC 7.0901	39121432
UNSPSC 11	39121432
UNSPSC 12.01	39121432
UNSPSC 13.2	39121432

## Approvals

### Approvals

#### Approvals

UL Recognized / SEV / cUL Recognized / CCA / IECCEB Scheme / SEV / EAC / cULus Recognized


#### Ex Approvals

# PCB terminal block - MKDSP 25/ 8-15,00 - 1932643


## Approvals

Approvals submitted

### Approval details

UL Recognized 		
	B	C
mm <sup>2</sup> /AWG/kcmil	20-2	20-2
Nominal current I <sub>N</sub>	115 A	115 A
Nominal voltage U <sub>N</sub>	600 V	600 V

SEV	
mm <sup>2</sup> /AWG/kcmil	35
Nominal current I <sub>N</sub>	125 A
Nominal voltage U <sub>N</sub>	1000 V

cUL Recognized 		
	B	C
mm <sup>2</sup> /AWG/kcmil	20-2	20-2
Nominal current I <sub>N</sub>	115 A	115 A
Nominal voltage U <sub>N</sub>	600 V	600 V

CCA
-----

IECEE CB Scheme 	
---	--

SEV	
mm <sup>2</sup> /AWG/kcmil	35
Nominal voltage U <sub>N</sub>	1000 V

EAC
-----

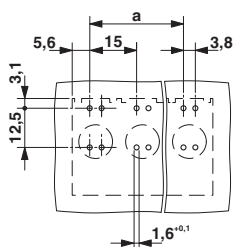
# PCB terminal block - MKDSP 25/ 8-15,00 - 1932643

## Approvals

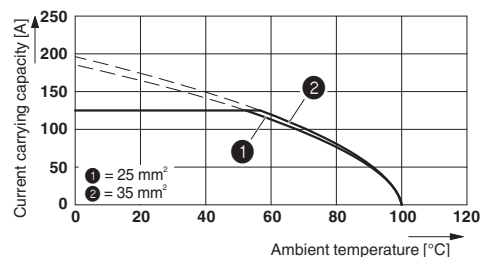
cULus Recognized US

## Drawings

Drilling diagram

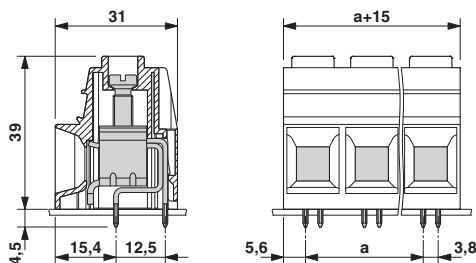


Diagram



Type: MKDSP 25/...-15,00  
Tested in accordance with DIN EN 60512-5-2:2003-01  
Reduction factor = 1  
No. of positions: 5

Dimensional drawing



Phoenix Contact 2016 © - all rights reserved  
<http://www.phoenixcontact.com>

PHOENIX CONTACT GmbH & Co. KG  
Flachsmarktstr. 8  
32825 Blomberg  
Germany  
Tel. +49 5235 300  
Fax +49 5235 3 41200  
<http://www.phoenixcontact.com>

Below is a list of articles with direct links to our shop Electric Automation Network where you can see:

- Quote per purchase volume in real time.
- Online documentation and datasheets of all products.
- Estimated delivery time enquiry in real time.
- Logistics systems for the shipment of materials almost anywhere in the world.
- Purchasing management, order record and tracking of shipments.

To access the product, [click on the green button.](#)

Product	Code	Reference	Product link
PCB terminal block, Nominal current: 125 A, Nom. voltage: 1000 V, Pitch: 15 mm, Number of positions: 8, Connection method: Screw connection with tension sleeve, Mounting: Wave soldering, Conductor/PCB connection direction: 0 °, Color: green, Avoid placing permanent mechanical loads on the terminal	1932643	MKDSP 25/ 8-15,00	