



**Automatización Eléctrica**  
Especialistas en Automatización

At the end of this document you will find links to products related to this catalog. You can go directly to our shop by clicking HERE. [HERE](#)

## Base strip - MC 1,5/ 6-G-3,5 - 1844252

Please be informed that the data shown in this PDF Document is generated from our Online Catalog. Please find the complete data in the user's documentation. Our General Terms of Use for Downloads are valid (<http://phoenixcontact.com/download>)

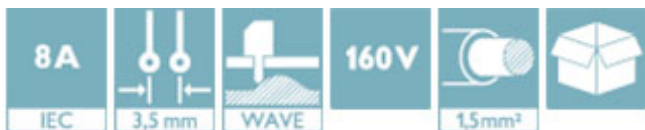
Header, Nominal current: 8 A, Rated voltage (III/2): 160 V, Number of positions: 6, Pitch: 3.5 mm, Color: green, Contact surface: Tin, Mounting: Wave soldering



The figure shows a 10-position version of the product

### Why buy this product

- Versions with engagement noses for locking plugs with self-locking flanges
- Plug-in direction parallel and vertical to the PCB
- Low-profile pin strips with compact pitches
- Individual position coding by inserting coding profiles



### Key Commercial Data

Packing unit	100 STK
GTIN	4 017918 113292

### Technical data

#### Dimensions

Length	9.2 mm
Pitch	3.50 mm
Dimension a	17.5 mm
Width	22.4 mm
Constructional height	7.25 mm
Height	10.65 mm
Length of the solder pin	3.4 mm
Pin dimensions	0,8 x 0,8 mm
Hole diameter	1.2 mm

#### General

Range of articles	MC 1,5/...-G
-------------------	--------------

# Base strip - MC 1,5/ 6-G-3,5 - 1844252

## Technical data

### General

Insulating material group	IIIa
Rated surge voltage (III/3)	2.5 kV
Rated surge voltage (III/2)	2.5 kV
Rated surge voltage (II/2)	2.5 kV
Rated voltage (III/3)	160 V
Rated voltage (III/2)	160 V
Rated voltage (II/2)	250 V
Connection in acc. with standard	EN-VDE
Nominal current I <sub>N</sub>	8 A
Maximum load current	8 A
Insulating material	PBT
Flammability rating according to UL 94	V0
Color	green
Number of positions	6

### Standards and Regulations

Connection in acc. with standard	EN-VDE
	CSA
Flammability rating according to UL 94	V0

## Classifications

### eCl@ss

eCl@ss 4.0	272607xx
eCl@ss 4.1	27260701
eCl@ss 5.0	27260701
eCl@ss 5.1	27260701
eCl@ss 6.0	27260704
eCl@ss 7.0	27440402
eCl@ss 8.0	27440402
eCl@ss 9.0	27440402

### ETIM

ETIM 3.0	EC001121
ETIM 4.0	EC002637
ETIM 5.0	EC002637

### UNSPSC

UNSPSC 6.01	30211810
UNSPSC 7.0901	39121409
UNSPSC 11	39121409
UNSPSC 12.01	39121409

# Base strip - MC 1,5/ 6-G-3,5 - 1844252

## Classifications

### UNSPSC

UNSPSC 13.2	39121409
-------------	----------

## Approvals

### Approvals


#### Approvals


CSA / VDE Gutachten mit Fertigungsüberwachung / IECCEB Scheme / CCA / EAC / cULus Recognized


#### Ex Approvals

#### Approvals submitted

## Approval details

CSA 		
	B	D
Nominal current IN	8 A	8 A
Nominal voltage UN	300 V	300 V

VDE Gutachten mit Fertigungsüberwachung 	
Nominal current IN	8 A
Nominal voltage UN	160 V

IECCEB Scheme 	
Nominal current IN	8 A
Nominal voltage UN	160 V

CCA	
Nominal current IN	8 A

# Base strip - MC 1,5/ 6-G-3,5 - 1844252

## Approvals

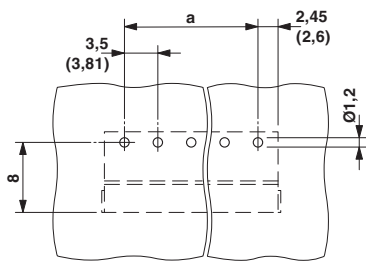
Nominal voltage UN	160 V
--------------------	-------

EAC
-----

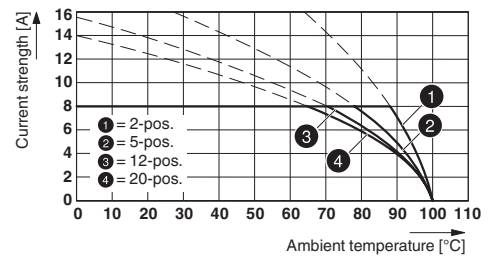
cULus Recognized		
	B	D
Nominal current IN	8 A	8 A
Nominal voltage UN	300 V	300 V

## Drawings

Drilling diagram

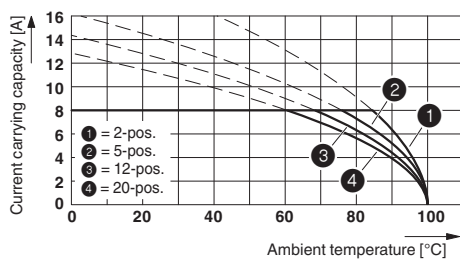


Diagram

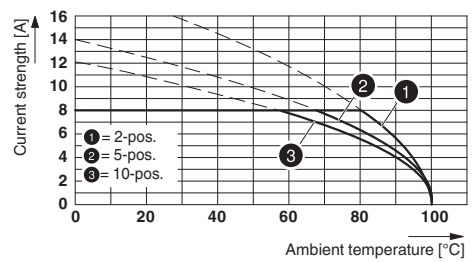


Type: FK-MCP 1,5/...-ST-3,5 with MC 1,5/...-G-3,5

Diagram

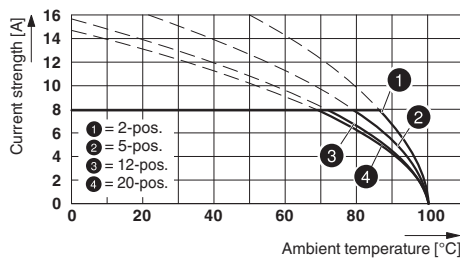


Diagram

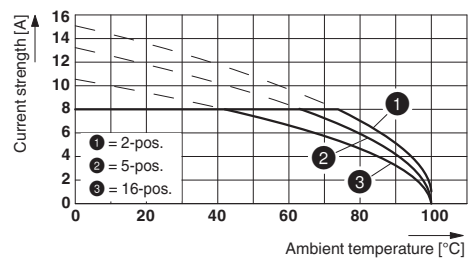


Type: TFMC 1,5/...-ST-3,5 with MC 1,5/...-G-3,5

Diagram



Diagram

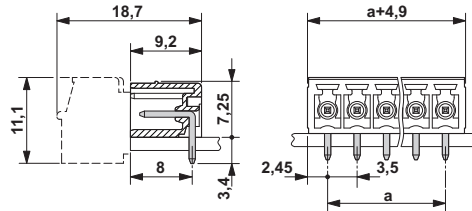


Type: MC 1,5/...-ST-3,5 with MC 1,5/...-G-3,5

Type: MCVW 1,5/...-ST-3,5 with MC 1,5/...-G-3,5

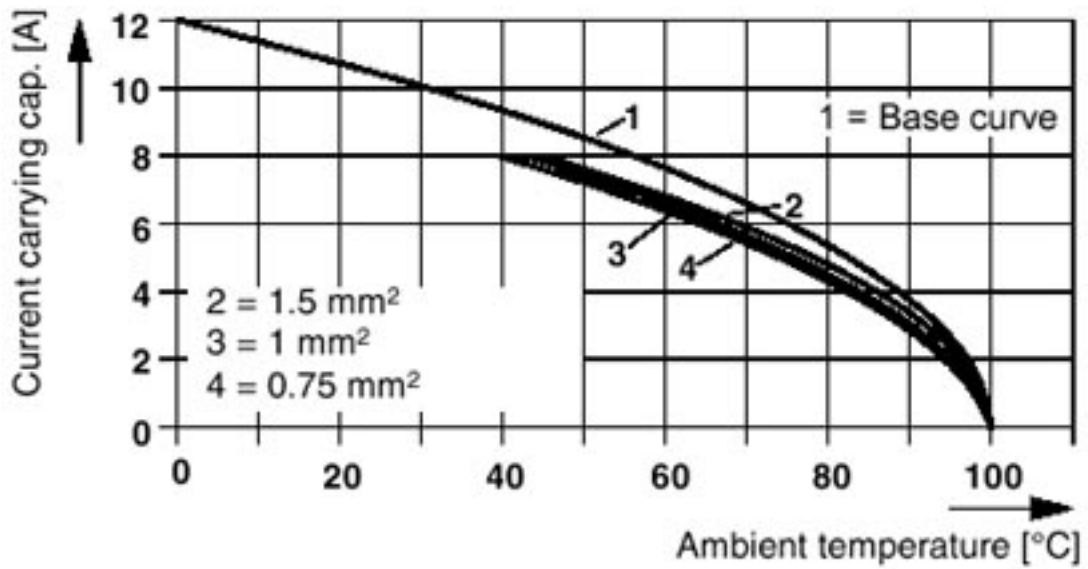
# Base strip - MC 1,5/ 6-G-3,5 - 1844252

Dimensional drawing



Diagram

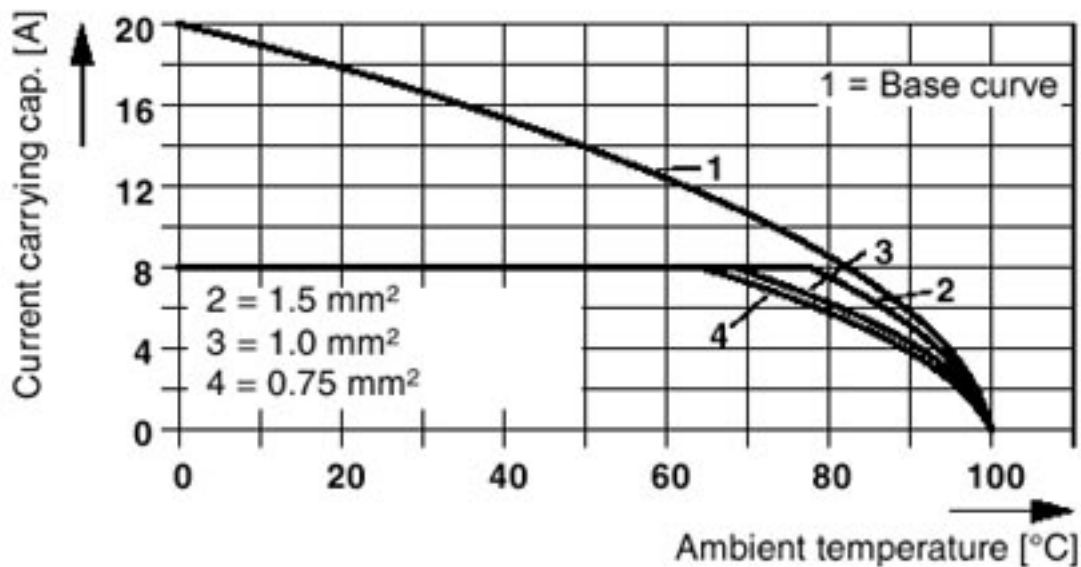
Plug: MCVR(W) 1,5/5-ST(F)-3,81(3,5)  
 Header: MC(V) 1,5/5-G(F)-3,81(3,5)



# Base strip - MC 1,5/ 6-G-3,5 - 1844252

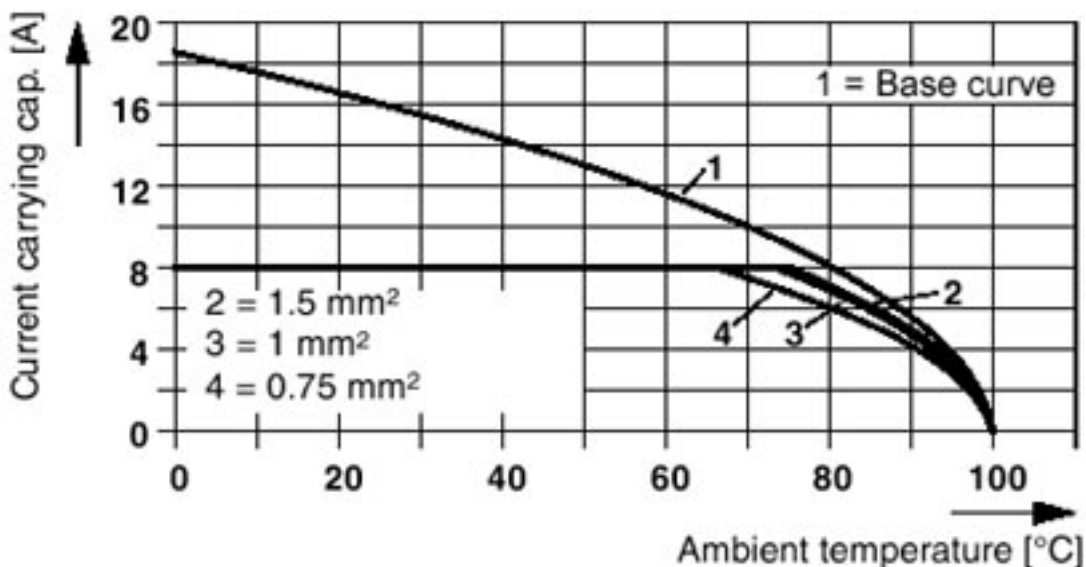
Diagram

Plug: MC 1,5/5-ST(F)-3,81(3,5)  
Header: MC(V) 1,5/5-G(F)-3,81(3,5)



Diagram

Plug: FRONT-MC 1,5/5-ST(F)-3,81(3,5)  
Header: MC(V) 1,5/5-G(F)-3,81(3,5)



Phoenix Contact 2016 © - all rights reserved  
<http://www.phoenixcontact.com>

PHOENIX CONTACT GmbH & Co. KG  
Flachmarktstr. 8  
32825 Blomberg  
Germany  
Tel. +49 5235 300  
Fax +49 5235 3 41200  
<http://www.phoenixcontact.com>



Below is a list of articles with direct links to our shop Electric Automation Network where you can see:

- Quote per purchase volume in real time.
- Online documentation and datasheets of all products.
- Estimated delivery time enquiry in real time.
- Logistics systems for the shipment of materials almost anywhere in the world.
- Purchasing management, order record and tracking of shipments.

To access the product, [click on the green button.](#)

<b>Product</b>	<b>Code</b>	<b>Reference</b>	<b>Product link</b>
Header, Nominal current: 8 A, Rated voltage (III/2): 160 V, Number of positions: 6, Pitch: 3.5 mm, Color: green, Contact surface: Tin, Mounting: Soldering	1844252	MC 1,5/ 6-G-3,5	<a href="#">Buy on EAN</a>