



**Automatización Eléctrica**  
Especialistas en Automatización

At the end of this document you will find links to products related to this catalog. You can go directly to our shop by clicking [HERE](#). [HERE](#)

# PCB terminal block - SPT-THR 1,5/ 9-H-5,0 P20 R88 - 1823926

Please be informed that the data shown in this PDF Document is generated from our Online Catalog. Please find the complete data in the user's documentation. Our General Terms of Use for Downloads are valid (<http://phoenixcontact.com/download>)



The illustration shows the 10-position version

PCB terminal block, Nominal current: 13.5 A, Nom. voltage: 320 V, Pitch: 5 mm, Number of positions: 9, Connection method: Push-in spring connection, Mounting: THR soldering, Conductor/PCB connection direction: 0 °, Color: black, Sample values available under SAMPLE SPT...



## Key Commercial Data

Packing unit	250 STK
Minimum order quantity	250 STK
GTIN	 4 046356 814713

## Technical data

### Dimensions

Length	13.6 mm
Pitch	5.00 mm
Dimension a	40 mm
Width	44 mm
Height	7.7 mm
Length of the solder pin	2 mm
Pin dimensions	0,7 x 0,3 mm
Pin spacing	7 mm
Hole diameter	1.1 mm

### General

Range of articles	SPT 1,5/..-H-THR
Insulating material group	IIIa
Rated surge voltage (III/3)	4 kV
Rated surge voltage (III/2)	4 kV
Rated surge voltage (II/2)	4 kV
Rated voltage (III/3)	250 V

# PCB terminal block - SPT-THR 1,5/ 9-H-5,0 P20 R88 - 1823926

## Technical data

### General

Rated voltage (III/2)	320 V
Rated voltage (II/2)	500 V
Connection in acc. with standard	EN-VDE
Nominal current I <sub>N</sub>	13.5 A
Nominal cross section	1.5 mm <sup>2</sup>
Insulating material	LCP
Solder pin surface	Sn
Flammability rating according to UL 94	V0
Stripping length	8 mm
Number of positions	9

### Connection data

Conductor cross section solid min.	0.2 mm <sup>2</sup>
Conductor cross section solid max.	1.5 mm <sup>2</sup>
Conductor cross section flexible min.	0.2 mm <sup>2</sup>
Conductor cross section flexible max.	1.5 mm <sup>2</sup>
Conductor cross section flexible, with ferrule without plastic sleeve min.	0.2 mm <sup>2</sup>
Conductor cross section flexible, with ferrule without plastic sleeve max.	1.5 mm <sup>2</sup>
Conductor cross section flexible, with ferrule with plastic sleeve min.	0.2 mm <sup>2</sup>
Conductor cross section flexible, with ferrule with plastic sleeve max.	0.75 mm <sup>2</sup>
Conductor cross section AWG min.	24
Conductor cross section AWG max.	16

### Standards and Regulations

Connection in acc. with standard	EN-VDE
Flammability rating according to UL 94	V0

## Classifications

### eCl@ss

eCl@ss 4.0	27141111
eCl@ss 4.1	27141109
eCl@ss 5.0	27141190
eCl@ss 5.1	27141190
eCl@ss 6.0	27261101
eCl@ss 7.0	27440401
eCl@ss 8.0	27440401
eCl@ss 9.0	27440401

### ETIM

ETIM 3.0	EC001121
ETIM 4.0	EC002643

# PCB terminal block - SPT-THR 1,5/ 9-H-5,0 P20 R88 - 1823926

## Classifications

### ETIM

ETIM 5.0	EC002643
----------	----------

### UNSPSC

UNSPSC 6.01	30211801
UNSPSC 7.0901	39121432
UNSPSC 11	39121432
UNSPSC 12.01	39121432
UNSPSC 13.2	39121432

## Approvals

### Approvals

---

#### Approvals

UL Recognized / cUL Recognized / EAC / cULus Recognized

---


#### Ex Approvals


---

#### Approvals submitted

---

### Approval details

UL Recognized 		
	B	D
mm <sup>2</sup> /AWG/kcmil	24-16	24-16
Nominal current I <sub>N</sub>	10 A	10 A
Nominal voltage U <sub>N</sub>	300 V	300 V

cUL Recognized 		
	B	D
mm <sup>2</sup> /AWG/kcmil	24-16	24-16
Nominal current I <sub>N</sub>	10 A	10 A
Nominal voltage U <sub>N</sub>	300 V	300 V

EAC
-----

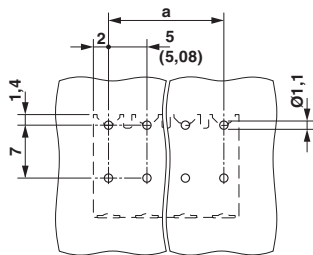
# PCB terminal block - SPT-THR 1,5/ 9-H-5,0 P20 R88 - 1823926

## Approvals

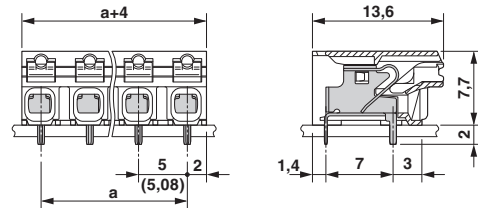
cULus Recognized  US

## Drawings

Drilling diagram



Dimensional drawing



Phoenix Contact 2016 © - all rights reserved  
<http://www.phoenixcontact.com>

PHOENIX CONTACT GmbH & Co. KG  
Flachsmarktstr. 8  
32825 Blomberg  
Germany  
Tel. +49 5235 300  
Fax +49 5235 3 41200  
<http://www.phoenixcontact.com>

Below is a list of articles with direct links to our shop Electric Automation Network where you can see:

- Quote per purchase volume in real time.
- Online documentation and datasheets of all products.
- Estimated delivery time enquiry in real time.
- Logistics systems for the shipment of materials almost anywhere in the world.
- Purchasing management, order record and tracking of shipments.

To access the product, [click on the green button.](#)

Product	Code	Reference	Product link
PCB terminal block, Nominal current: 13.5 A, Nom. voltage: 320 V, Pitch: 5 mm, Number of positions: 9, Connection method: Push-in spring connection, Mounting: THR soldering, Conductor/PCB connection direction: 0 °, Color: black, Sample values available under SAMPLE SPT...	1823926	SPT-THR 1,5/ 9-H-5,0 P20 R88	<a href="#">Buy on EAN</a>