



**Automatización Eléctrica**  
Especialistas en Automatización

At the end of this document you will find links to products related to this catalog. You can go directly to our shop by clicking [HERE](#). [HERE](#)

## PCB terminal block - PTSM 0,5/ 5-2,5-V SMD WH R44 - 1814731

Please be informed that the data shown in this PDF Document is generated from our Online Catalog. Please find the complete data in the user's documentation. Our General Terms of Use for Downloads are valid (<http://phoenixcontact.com/download>)

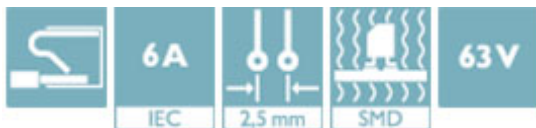


PCB terminal block, Nominal current: 6 A, Nom. voltage: 160 V, Pitch: 2.5 mm, Number of positions: 5, Connection method: Push-in spring connection, Mounting: SMD soldering, Conductor/PCB connection direction: 90 °, Color: white

The illustration shows a 3-position version

### Why buy this product

- Compact low-profile SMD PCB terminal block with 2.5 mm pitch
- High current carrying capacity for high power transmission
- Supplied in tape-on-reel packing according to IEC 60286-3 for automated mounting
- Rugged solder anchor for secure, mechanical fixing to the surface
- Spring-cage connection with direct plug-in technology with a release mechanism
- Specifically designed for use in dedicated SMT processes



### Key Commercial Data

|                        |         |
|------------------------|---------|
| Packing unit           | 400 STK |
| Minimum order quantity | 400 STK |
| GTIN                   |         |

### Technical data

#### Dimensions

|                          |         |
|--------------------------|---------|
| Length                   | 5 mm    |
| Pitch                    | 2.50 mm |
| Dimension a              | 10 mm   |
| Height                   | 9 mm    |
| Length of the solder pin | 2 mm    |
| Pin spacing              | 2.5 mm  |

#### General

|                           |   |
|---------------------------|---|
| Insulating material group | I |
|---------------------------|---|

# PCB terminal block - PTSM 0,5/ 5-2,5-V SMD WH R44 - 1814731

## Technical data

### General

|  |                     |
|--|---------------------|
| Rated surge voltage (III/3)            | 2.5 kV              |
| Rated surge voltage (III/2)            | 2.5 kV              |
| Rated surge voltage (II/2)             | 2.5 kV              |
| Rated voltage (III/3)                  | 63 V                |
| Rated voltage (III/2)                  | 160 V               |
| Rated voltage (II/2)                   | 320 V               |
| Connection in acc. with standard       | EN-VDE              |
| Nominal current $I_N$                  | 6 A                 |
| Nominal cross section                  | 0.5 mm <sup>2</sup> |
| Maximum load current                   | 6 A                 |
| Insulating material                    | HT PA               |
| Solder pin surface                     | Sn                  |
| Flammability rating according to UL 94 | V0                  |
| Stripping length                       | 6 mm                |
| Number of positions                    | 5                   |

### Connection data

|  |                      |
|--|----------------------|
| Conductor cross section solid min.   | 0.14 mm <sup>2</sup> |
| Conductor cross section solid max.   | 0.5 mm <sup>2</sup>  |
| Conductor cross section flexible min.                                      | 0.2 mm <sup>2</sup>  |
| Conductor cross section flexible max.                                      | 0.5 mm <sup>2</sup>  |
| Conductor cross section flexible, with ferrule without plastic sleeve min. | 0.25 mm <sup>2</sup> |
| Conductor cross section flexible, with ferrule without plastic sleeve max. | 0.5 mm <sup>2</sup>  |
| Conductor cross section AWG min.   | 26                   |
| Conductor cross section AWG max.   | 20                   |

### Standards and Regulations

|  |        |
|--|--------|
| Connection in acc. with standard       | EN-VDE |
|  | UL     |
| Flammability rating according to UL 94 | V0     |

## Classifications

### eCl@ss

|            |          |
|------------|----------|
| eCl@ss 4.0 | 27141109 |
| eCl@ss 4.1 | 27141109 |
| eCl@ss 5.0 | 27141190 |
| eCl@ss 5.1 | 27141190 |
| eCl@ss 6.0 | 27261101 |
| eCl@ss 7.0 | 27440401 |
| eCl@ss 8.0 | 27440401 |
| eCl@ss 9.0 | 27440401 |

# PCB terminal block - PTSM 0,5/ 5-2,5-V SMD WH R44 - 1814731

## Classifications

### ETIM

|          |          |
|----------|----------|
| ETIM 3.0 | EC001121 |
| ETIM 4.0 | EC002643 |
| ETIM 5.0 | EC002637 |

### UNSPSC

|               |          |
|---------------|----------|
| UNSPSC 6.01   | 30211801 |
| UNSPSC 7.0901 | 39121432 |
| UNSPSC 11     | 39121432 |
| UNSPSC 12.01  | 39121432 |
| UNSPSC 13.2   | 39121432 |

## Approvals

### Approvals

---

#### Approvals

UL Recognized / UL Recognized / EAC / UL Recognized

---

#### Ex Approvals

---

#### Approvals submitted

---

### Approval details

|               |
|---------------|
| UL Recognized |
|---------------|

|               |
|---------------|
| UL Recognized |
|---------------|

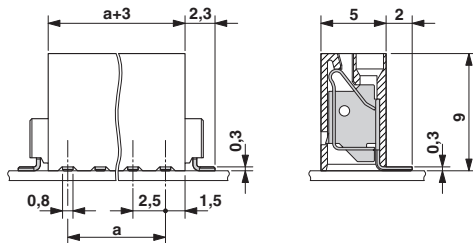
|     |
|-----|
| EAC |
|-----|

|                                |       |
|--------------------------------|-------|
| UL Recognized                  |       |
|                                | B     |
| mm <sup>2</sup> /AWG/kcmil     | 26-18 |
| Nominal current I <sub>N</sub> | 5 A   |
| Nominal voltage U <sub>N</sub> | 150 V |

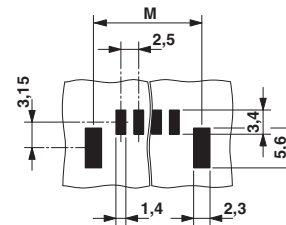
# PCB terminal block - PTSM 0,5/ 5-2,5-V SMD WH R44 - 1814731

## Drawings

Dimensional drawing

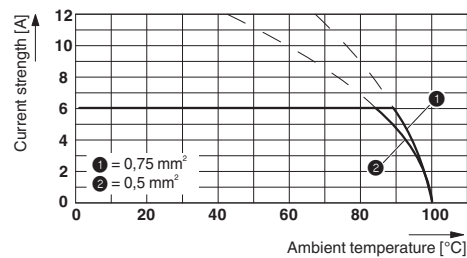


Drilling diagram



Dimension M: 15.9 mm

Diagram



Type: PTSM 0,5/...-2,5-V SMD WH R44  
Tested in accordance with DIN EN 60512-5-2:2003-01  
Reduction factor = 1  
Number of positions: 5

Phoenix Contact 2016 © - all rights reserved  
<http://www.phoenixcontact.com>

PHOENIX CONTACT GmbH & Co. KG  
Flachsmarktstr. 8  
32825 Blomberg  
Germany  
Tel. +49 5235 300  
Fax +49 5235 3 41200  
<http://www.phoenixcontact.com>

Below is a list of articles with direct links to our shop Electric Automation Network where you can see:

- Quote per purchase volume in real time.
- Online documentation and datasheets of all products.
- Estimated delivery time enquiry in real time.
- Logistics systems for the shipment of materials almost anywhere in the world.
- Purchasing management, order record and tracking of shipments.

To access the product, [click on the green button.](#)

| <b>Product</b>  | <b>Code</b> | <b>Reference</b>                   | <b>Product link</b>        |
|---|-------------|------------------------------------|----------------------------|
| PCB terminal block, Nominal current: 6 A, Nom. voltage: 160 V, Pitch: 2.5 mm, Number of positions: 5, Connection method: Push-in spring connection, Mounting: SMD soldering, Conductor/PCB connection direction: 90 °, Color: white | 1814731     | PTSM 0,5/<br>5-2,5-V SMD<br>WH R44 | <a href="#">Buy on EAN</a> |