At the end of this document you will find links to products related to this catalog. You can go directly to our shop by clicking HERE. HERE

Printed-circuit board connector - MC 1,5/ 8-GF-3,5 P20 THRR56 - 1789517

Please be informed that the data shown in this PDF Document is generated from our Online Catalog. Please find the complete data in the user's documentation. Our General Terms of Use for Downloads are valid (http://phoenixcontact.com/download)

Header, Nominal current: 8 A, Rated voltage (III/2): 160 V, Number of positions: 8, Pitch: 3.5 mm, Color: black, Contact surface: Tin, Mounting: THR soldering

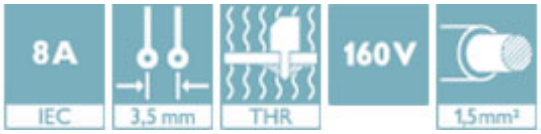

Key Commercial Data

Packing unit	470 STK
Minimum order quantity	470 STK
GTIN	4 046356 612142

Technical data

Dimensions

Length	9.2 mm
Pitch	3.50 mm
Dimension a	24.5 mm
Constructional height	6.9 mm
Length of the solder pin	2 mm
Pin dimensions	0,8 x 0,8 mm
Hole diameter	1.4 mm

General

Range of articles	MC 1,5/..-GF-THR
Insulating material group	IIIa
Rated surge voltage (III/3)	2.5 kV
Rated surge voltage (III/2)	2.5 kV
Rated surge voltage (II/2)	2.5 kV
Rated voltage (III/3)	160 V
Rated voltage (III/2)	160 V
Rated voltage (II/2)	250 V

Printed-circuit board connector - MC 1,5/ 8-GF-3,5 P20 THRR56 - 1789517

Technical data

General

Connection in acc. with standard	EN-VDE
Nominal current I_N	8 A
Maximum load current	8 A
Insulating material	LCP
Flammability rating according to UL 94	V0
Color	black
Number of positions	8

Standards and Regulations

Connection in acc. with standard	EN-VDE
	CUL
Flammability rating according to UL 94	V0

Classifications

eCl@ss

eCl@ss 4.0	272607xx
eCl@ss 4.1	27260701
eCl@ss 5.0	27260701
eCl@ss 5.1	27260701
eCl@ss 6.0	27260704
eCl@ss 7.0	27440402
eCl@ss 8.0	27440402
eCl@ss 9.0	27440402

ETIM

ETIM 4.0	EC002637
ETIM 5.0	EC002637

UNSPSC

UNSPSC 6.01	30211810
UNSPSC 7.0901	39121409
UNSPSC 11	39121409
UNSPSC 12.01	39121409
UNSPSC 13.2	39121409

Approvals

Approvals

Printed-circuit board connector - MC 1,5/ 8-GF-3,5 P20 THRR56 - 1789517

Approvals

Approvals

VDE Gutachten mit Fertigungsüberwachung / EAC / cULus Recognized / IECEE CB Scheme

Ex Approvals

Approvals submitted

Approval details

VDE Gutachten mit Fertigungsüberwachung

Nominal current IN	8 A
Nominal voltage UN	160 V

EAC

cULus Recognized

	B	D
Nominal current IN	8 A	8 A
Nominal voltage UN	300 V	300 V

IECEE CB Scheme

Nominal current IN	8 A
Nominal voltage UN	160 V

Drawings

Printed-circuit board connector - MC 1,5/ 8-GF-3,5 P20 THRR56 - 1789517

Drilling diagram

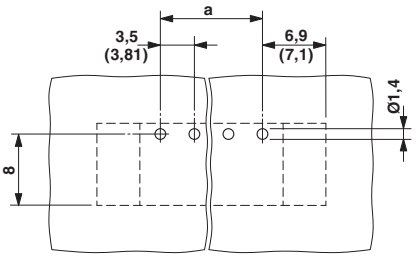

Dimensional drawing

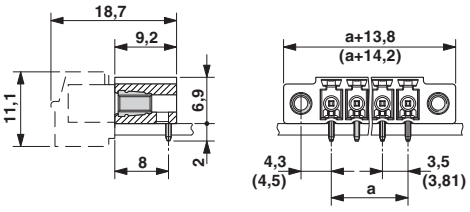

Phoenix Contact 2016 © - all rights reserved
http://www.phoenixcontact.com

PHOENIX CONTACT GmbH & Co. KG
Flachsmarktstr. 8
32825 Blomberg
Germany
Tel. +49 5235 300
Fax +49 5235 3 41200
http://www.phoenixcontact.com

Below is a list of articles with direct links to our shop Electric Automation Network where you can see:

- Quote per purchase volume in real time.
- Online documentation and datasheets of all products.
- Estimated delivery time enquiry in real time.
- Logistics systems for the shipment of materials almost anywhere in the world.
- Purchasing management, order record and tracking of shipments.

To access the product, click on the green button.

Product	Code	Reference	Product link
Header, Nominal current: 8 A, Rated voltage (III/2): 160 V, Number of positions: 8, Pitch: 3.5 mm, Color: black, Contact surface: Tin, Mounting: Taped SMD/THT/THR components	1789517	MC 1,5/ 8-GF-3,5 P20 THRR56	Buy on EAN