At the end of this document you will find links to products related to this catalog. You can go directly to our shop by clicking HERE. HERE

PCB terminal block - PLH 16/ 5-10 - 1770429

Please be informed that the data shown in this PDF Document is generated from our Online Catalog. Please find the complete data in the user's documentation. Our General Terms of Use for Downloads are valid (http://phoenixcontact.com/download)

PCB terminal block, Nominal current: 76 A, Nom. voltage: 400 V, Pitch: 10 mm, Number of positions: 5, Connection method: Push-lock spring connection, Mounting: Wave soldering, Conductor/PCB connection direction: 0 °, Color: green

Why buy this product

- Fast connection technology thanks to the tool-free "one-hand tilting lever principle" or direct plug-in technology
- Color coding from position to position thanks to terminal blocks that can be mounted side by side and lever colors
- Conductor connection direction horizontal to the PCB
- Unlimited 600 V UL approval already available with 10 mm pitch with zigzag pinning
- PLH 16 push-lock spring-cage PCB terminal block with lever operation for conductor cross sections up to 16 mm² and a current carrying capacity of up to 76 A
- Low actuation forces

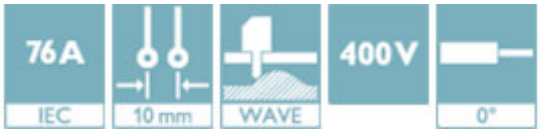

Key Commercial Data

Packing unit	25 STK
GTIN	4 046356 458306

Technical data

Dimensions

Pitch	10.00 mm
Dimension a	40 mm
Length of the solder pin	4.5 mm
Pin dimensions	1,2 x 1,2 mm
Pin spacing	12.5 mm
Hole diameter	1.6 mm

General

Range of articles	PLH 16/
Insulating material group	I
Rated surge voltage (III/3)	4 kV

PCB terminal block - PLH 16/ 5-10 - 1770429

Technical data

General

Rated surge voltage (III/2)	4 kV
Rated surge voltage (II/2)	4 kV
Rated voltage (III/3)	400 V
Rated voltage (III/2)	400 V
Rated voltage (II/2)	800 V
Nominal current I_N	76 A
Nominal cross section	16 mm²
Insulating material	PA
Solder pin surface	Sn
Flammability rating according to UL 94	V0
Stripping length	18 mm
Number of positions	5

Connection data

Conductor cross section solid min.	0.75 mm²
Conductor cross section solid max.	16 mm²
Conductor cross section flexible min.	0.75 mm²
Conductor cross section flexible max.	25 mm²
Conductor cross section flexible, with ferrule without plastic sleeve min.	0.75 mm²
Conductor cross section flexible, with ferrule without plastic sleeve max.	16 mm²
Conductor cross section flexible, with ferrule with plastic sleeve min.	0.75 mm²
Conductor cross section flexible, with ferrule with plastic sleeve max.	10 mm²
Conductor cross section AWG min.	18
Conductor cross section AWG max.	4
2 conductors with same cross section, stranded, TWIN ferrules with plastic sleeve, min.	0.75 mm²
2 conductors with same cross section, stranded, TWIN ferrules with plastic sleeve, max.	4 mm²

Standards and Regulations

Connection in acc. with standard	UL
Flammability rating according to UL 94	V0

Classifications

eCl@ss

eCl@ss 4.0	27141109
eCl@ss 4.1	27141109
eCl@ss 5.0	27141190
eCl@ss 5.1	27141190
eCl@ss 6.0	27261101
eCl@ss 7.0	27440401

PCB terminal block - PLH 16/ 5-10 - 1770429

Classifications

eCl@ss

eCl@ss 8.0	27440401
eCl@ss 9.0	27440401

ETIM

ETIM 3.0	EC001121
ETIM 4.0	EC002643
ETIM 5.0	EC002643

UNSPSC

UNSPSC 6.01	30211801
UNSPSC 7.0901	39121432
UNSPSC 11	39121432
UNSPSC 12.01	39121432
UNSPSC 13.2	39121432

Approvals

Approvals

Approvals

UL Recognized / IECEE CB Scheme / VDE Zeichengenehmigung / EAC

Ex Approvals

Approvals submitted

Approval details

UL Recognized

	B	C	D
mm²/AWG/kcmil	18-6	18-6	18-6
Nominal current IN	51 A	51 A	10 A
Nominal voltage UN	300 V	150 V	300 V

PCB terminal block - PLH 16/ 5-10 - 1770429

Approvals

IECEE CB Scheme

mm²/AWG/kcmil	0.75-16
Nominal current IN	76 A
Nominal voltage UN	400 V

VDE Zeichengenehmigung

mm²/AWG/kcmil	0.75-16
Nominal current IN	76 A
Nominal voltage UN	400 V

EAC

Drawings

Diagram

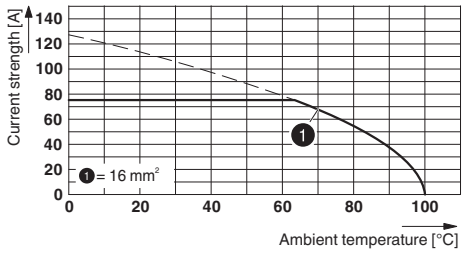

Functional drawing

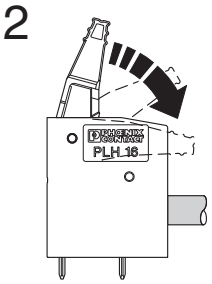

Type: PLH 16/...-10
Tested in accordance with DIN EN 60512-5-2:2003-01
No. of positions: 5
Conductor cross section: 16 mm² (exclusively for solid conductors)

Drilling diagram

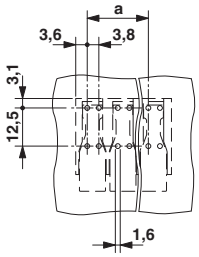

Functional drawing

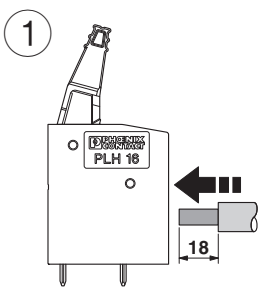

PCB terminal block - PLH 16/ 5-10 - 1770429

Functional drawing

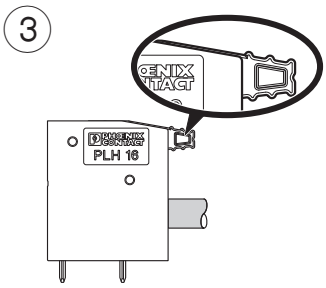

Functional drawing

Dimensional drawing

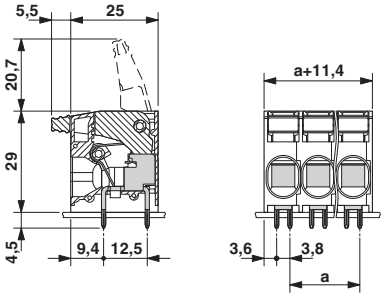

Phoenix Contact 2016 © - all rights reserved
http://www.phoenixcontact.com

PHOENIX CONTACT GmbH & Co. KG
Flachsmarktstr. 8
32825 Blomberg
Germany
Tel. +49 5235 300
Fax +49 5235 3 41200
http://www.phoenixcontact.com

Below is a list of articles with direct links to our shop Electric Automation Network where you can see:

- Quote per purchase volume in real time.
- Online documentation and datasheets of all products.
- Estimated delivery time enquiry in real time.
- Logistics systems for the shipment of materials almost anywhere in the world.
- Purchasing management, order record and tracking of shipments.

To access the product, click on the green button.

Product	Code	Reference	Product link
PCB terminal block, Nominal current: 76 A, Nom. voltage: 400 V, Pitch: 10 mm, Number of positions: 5, Connection method: Push-in spring connection, Mounting: Wave soldering, Conductor/PCB connection direction: 0 °, Color: green	1770429	PLH 16/ 5-10	Buy on EAN