



Automatización Eléctrica
Especialistas en Automatización

At the end of this document you will find links to products related to this catalog. You can go directly to our shop by clicking [HERE](#). [HERE](#)

Bus system flat-type plug - SACCBP-M12FS-5CON-M16/1,0-920 - 1534478

Please be informed that the data shown in this PDF Document is generated from our Online Catalog. Please find the complete data in the user's documentation. Our General Terms of Use for Downloads are valid (<http://phoenixcontact.com/download>)



Bus system flush-type socket, DeviceNet/CANopen, 5-pos., M12, shielded, A-coded, rear/screw mounting with M16 thread, with 1 m bus cable, 2 x 0.2 mm², 2 x 0.32 mm²



Key Commercial Data

Packing unit	1 STK
GTIN	 4 046356 026642

Technical data

Dimensions

Length of cable	1 m
-----------------	-----

Ambient conditions

Ambient temperature (operation)	-25 °C ... 85 °C (Plug / socket)
Degree of protection	IP67

General

Note	The electrical and mechanical data specified assume that the connector pair is correctly locked and mounted. If the connector is unlocked and if there is a danger of contamination, the connector must be sealed using a protective cap > IP54. Influences arising from litz wires, cables or PCB assembly must also be taken into consideration.
Rated current at 40°C	4 A
Rated voltage	60 V
Rated surge voltage	1.5 kV
Number of positions	5
Insulation resistance	≥ 100 MΩ
Coding	A - standard
Standards/regulations	M12 connector IEC 61076-2-101
Status display	No
Overvoltage category	II
Degree of pollution	3

Bus system flat-type plug - SACCBP-M12FS-5CON-M16/1,0-920 - 1534478

Technical data

General

Test voltage	2500 V
Insertion/withdrawal cycles	> 100
Torque	2 Nm ... 3 Nm (Installation-side)

Material

Flammability rating according to UL 94	V0
Contact material	CuZn
Contact surface material	Ni/Au
Contact carrier material	PA 66
Material, knurls	Nickel-plated brass
Sealing material	FKM

Standards and Regulations

Standard designation	M12 connector
Standards/regulations	IEC 61076-2-101
Flammability rating according to UL 94	V0

Cable

Cable type	CAN Bus/DeviceNet
Cable type (abbreviation)	920
UL AWM style	21198 (80°C/300 V)
Signal type/category	CANopen [®] DeviceNet [™]
Cable structure	2xAWG24/19+2xAWG22/19
Conductor cross section	2x 0.25 mm ² (Data cable) 2x 0.34 mm ² (Power supply) 1x 0.34 mm ² (Drain wire)
AWG signal line	24
AWG power supply	22
Conductor structure signal line	19x 0.13 mm
Conductor structure, voltage supply	19x 0.15 mm
Core diameter including insulation	1.95 mm ±0.05 mm (Data cable) 1.4 mm ±0.05 mm (Power supply)
Wire colors	Red-black, blue-white
Twisted pairs	2 cores to the pair
Type of pair shielding	Plastic-coated aluminum foil, aluminum side outside
Overall twist	2 pairs around a drain wire in the center to the core
Shielding	Tinned copper braided shield
Optical shield covering	80 %
External sheath, color	violet RAL 4001
External cable diameter D	6.7 mm ±0,3 mm

Bus system flat-type plug - SACCBP-M12FS-5CON-M16/1,0-920 - 1534478

Technical data

Cable

Minimum bending radius, flexible installation	10 x D
Number of bending cycles	5000000
Bending radius	70 mm
Traversing path	4.5 m
Traversing rate	3 m/s
Acceleration	3 m/s ²
Outer sheath, material	PUR
Material conductor insulation	Foamed PE (Data cable) PE (Power supply)
Conductor material	Tin-plated Cu litz wires
Insulation resistance	≥ 5 GΩ*km (Data cable) ≥ 5 GΩ*km (Power supply)
Conductor resistance	≤ 90.9 Ω/km (Data cable) ≤ 57.4 Ω/km (Power supply)
Cable capacity	nom. 40 pF/m (Data cable)
Wave impedance	120 Ω ± 10 % (with 1 MHz)
Wave attenuation	≥ 0.0229 dB/m (with 1 MHz)
Nominal voltage, cable	≤ 300 V (Peak value, not for high-power applications)
Test voltage Core/Core	2000 V (50 Hz, 1 min.)
Test voltage Core/Shield	2000 V (50 Hz, 1 min.)
Flame resistance	UL 1581, Sec. 1060 (FT-1) IEC 60332-1 in accordance with ISO 6722-1 5.22 (UN ECE-R 118.01)
Halogen-free	in accordance with DIN VDE 0472 part 815 According to IEC 60754-1
Other resistance	Low adhesion
Ambient temperature (operation)	-40 °C ... 80 °C (cable, fixed installation) -20 °C ... 80 °C (cable, flexible installation) ≤ 70 °C (cable, drag chain applications)
Ambient temperature (storage/transport)	-40 °C ... 80 °C

Classifications

eCl@ss

eCl@ss 4.0	27140815
eCl@ss 4.1	27140815
eCl@ss 5.0	27143423
eCl@ss 5.1	27143423
eCl@ss 6.0	27143423

Bus system flat-type plug - SACCBP-M12FS-5CON-M16/1,0-920 - 1534478

Classifications

eCl@ss

eCl@ss 7.0	27449001
eCl@ss 8.0	27440103

ETIM

ETIM 2.0	EC001297
ETIM 3.0	EC002061
ETIM 4.0	EC000830
ETIM 5.0	EC002061

UNSPSC

UNSPSC 6.01	31251501
UNSPSC 7.0901	31251501
UNSPSC 11	31251501
UNSPSC 12.01	31251501
UNSPSC 13.2	31251501

Approvals

Approvals

Approvals

EAC

Ex Approvals

Approvals submitted

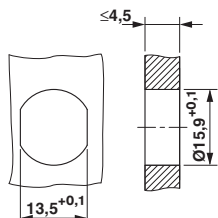
Approval details

EAC

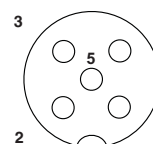
Drawings

Bus system flat-type plug - SACCBP-M12FS-5CON-M16/1,0-920 - 1534478

Dimensional drawing



Schematic diagram



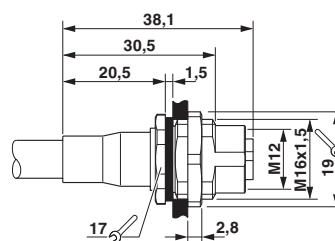
Pin assignment M12 socket, 5-pos., A-coded, socket side view

Housing cutout for M16 fastening thread, mounting panel with feed-through hole (alternatively with surface as protection against rotation)

Cable cross section



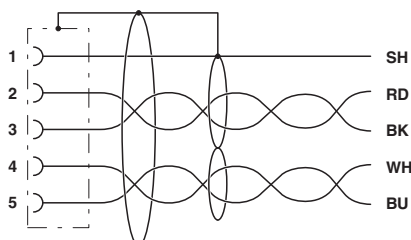
Dimensional drawing



CAN Bus/DeviceNet [920]

M12 flush-type connector

Circuit diagram



Contact assignment of the M12 socket

Below is a list of articles with direct links to our shop Electric Automation Network where you can see:

- Quote per purchase volume in real time.
- Online documentation and datasheets of all products.
- Estimated delivery time enquiry in real time.
- Logistics systems for the shipment of materials almost anywhere in the world.
- Purchasing management, order record and tracking of shipments.

To access the product, [click on the green button.](#)

Product	Code	Reference	Product link
Bus system flush-type socket, DeviceNet/CANopen, 5-pos., M12, shielded, A-coded, rear/screw mounting with M16 thread, with 1 m bus cable, 2 x 0.2 mm ² , 2 x 0.32 mm ²	1534478	SACCBP-M12FS-5CON-M16/1,0-920	Buy on EAN