



Automatización Eléctrica
Especialistas en Automatización

At the end of this document you will find links to products related to this catalog. You can go directly to our shop by clicking [HERE](#). [HERE](#)

Bus system cable - SAC-4P-M12MSD/ 1,0-933/M12MSD - 1524365

Please be informed that the data shown in this PDF Document is generated from our Online Catalog. Please find the complete data in the user's documentation. Our General Terms of Use for Downloads are valid (<http://phoenixcontact.com/download>)



Bus system cable, PROFINET CAT5 (100 Mbps), 4-position, PVC, green RAL 6018, shielded, Plug straight M12, D-coded, on Plug straight M12, D-coded, Cable length: 1 m



Key Commercial Data

Packing unit	1 STK
GTIN	 4 046356 021449

Technical data

Dimensions

Length of cable	1 m
-----------------	-----

Ambient conditions

Ambient temperature (operation)	-25 °C ... 90 °C (Plug / socket)
Degree of protection	IP65
	IP67

General

Note	This product corresponds to the PROFINET Cabling and Interconnection Technology Guideline for PROFINET regulations, version 2.00, order no: 2.252, Chapter 10.1 Cord Sets for Balanced Cabling
Rated current at 40°C	4 A
Rated voltage	250 V
Number of positions	4
Insulation resistance	≥ 100 MΩ
Coding	D - data
Signal type/category	PROFINET CAT5 (IEC 11801), 100 Mbps
Status display	No
Overvoltage category	II
Degree of pollution	3
Insertion/withdrawal cycles	≥ 100

Bus system cable - SAC-4P-M12MSD/ 1,0-933/M12MSD - 1524365

Technical data

Material

Flammability rating according to UL 94	V0
Contact material	CuSn
Contact surface material	Ni/Au
Contact carrier material	PA 66
Material of grip body	TPU, hardly inflammable, self-extinguishing
Material, knurls	Zinc die-cast, nickel-plated
Sealing material	NBR

Standards and Regulations

Flammability rating according to UL 94	V0
--	----

Cable

Cable type	PROFINET PVC stranded CAT5
Cable type (abbreviation)	93B
Cable abbreviation	2YY(ST)CY
UL AWM style	21694
Cable structure	1x4xAWG22/7; SF/TQ
Conductor cross section	4x 0.34 mm ²
AWG signal line	22
Conductor structure signal line	7x 0.25 mm
Core diameter including insulation	1.55 mm
Wire colors	White, yellow, blue, orange
Overall twist	Star quad
Shielding	Aluminum-coated foil, tinned copper braided shield
Optical shield covering	85 %
External sheath, color	green RAL 6018
Outer sheath thickness	approx. 0.9 mm
External cable diameter D	6.5 mm ±0.2 mm
Minimum bending radius, fixed installation	3 x D
Minimum bending radius, flexible installation	7 x D
Cable weight	67 kg/km
Outer sheath, material	PVC
Material, inner sheath	PVC
Material conductor insulation	PE
Conductor material	Tin-plated Cu litz wires
Insulation resistance	≥ 500 MΩ*km
Loop resistance	≤ 120 Ω (per kilometer)
Wave impedance	100 Ω ±15 Ω (at 100 MHz)
Signal speed	0.66 c
Signal runtime	5.3 ns/m
Coupling resistance	≤ 20.00 mΩ/m (At 10 MHz)
Nominal voltage, cable	600 V

Bus system cable - SAC-4P-M12MSD/ 1,0-933/M12MSD - 1524365

Technical data

Cable

Test voltage Core/Core	2000 V (50 Hz, 1 min.)
Test voltage Core/Shield	2000 V (50 Hz, 1 min.)
Flame resistance	According to UL 1685 (CSA FT 4)
Resistance to oil	Resistant to oil to a limited extent
Other resistance	UV resistant According to UL 1581, Section 1200
Ambient temperature (operation)	-40 °C ... 70 °C (cable, fixed installation)
	-40 °C ... 70 °C (cable, flexible installation)

Classifications

eCl@ss

eCl@ss 4.0	27060306
eCl@ss 4.1	27060306
eCl@ss 5.0	27061801
eCl@ss 5.1	27061801
eCl@ss 6.0	27061801
eCl@ss 7.0	27061801
eCl@ss 8.0	27279218

ETIM

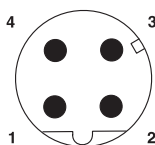
ETIM 2.0	EC000830
ETIM 3.0	EC001855
ETIM 4.0	EC001855
ETIM 5.0	EC001855

UNSPSC

UNSPSC 6.01	31251501
UNSPSC 7.0901	31251501
UNSPSC 11	31251501
UNSPSC 12.01	31251501
UNSPSC 13.2	31251501

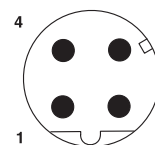
Drawings

Schematic diagram



Pin assignment M12 male connector, 4-pos., D-coded, male side


Schematic diagram



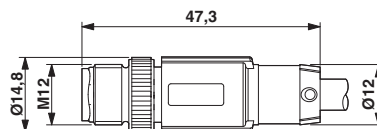
Pin assignment M12 male connector, 4-pos., D-coded, male side

Bus system cable - SAC-4P-M12MSD/ 1,0-933/M12MSD - 1524365

Cable cross section



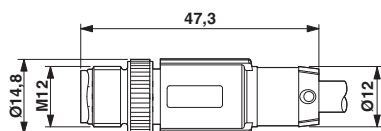
Dimensional drawing




PROFINET PVC stranded CAT5 [93B]

Plug, M12 x 1, straight, shielded

Dimensional drawing



Circuit diagram



Plug, M12 x 1, straight, shielded

Phoenix Contact 2016 © - all rights reserved
<http://www.phoenixcontact.com>

PHOENIX CONTACT GmbH & Co. KG
Flachsmarktstr. 8
32825 Blomberg
Germany
Tel. +49 5235 300
Fax +49 5235 3 41200
<http://www.phoenixcontact.com>



Automatización Eléctrica
Especialistas en Automatización

Below is a list of articles with direct links to our shop Electric Automation Network where you can see:

- Quote per purchase volume in real time.
- Online documentation and datasheets of all products.
- Estimated delivery time enquiry in real time.
- Logistics systems for the shipment of materials almost anywhere in the world.
- Purchasing management, order record and tracking of shipments.

To access the product, [click on the green button.](#)

Product	Code	Reference	Product link
Bus system cable, PROFINET CAT5 (100 Mbps), 4-position, PVC, green RAL 6018, shielded, Plug straight M12, D-coded, on Plug straight M12, D-coded, Cable length: 1 m	1524365	SAC-4P-M12MSD/ 1,0-933/M12MSD	Buy on EAN