



Automatización Eléctrica
Especialistas en Automatización

At the end of this document you will find links to products related to this catalog. You can go directly to our shop by clicking [HERE](#). [HERE](#)

Bus system cable - SAC-5P-MSB/15,0-900/FSB SCO - 1518012

Please be informed that the data shown in this PDF Document is generated from our Online Catalog. Please find the complete data in the user's documentation. Our General Terms of Use for Downloads are valid (<http://phoenixcontact.com/download>)



Bus system cable, INTERBUS (16 Mbps), 5-position, PUR halogen-free, green RAL 6017, shielded, Plug straight M12 SPEEDCON, B-coded, on Socket straight M12 SPEEDCON, B-coded, Cable length: 15 m



Key Commercial Data

| | |
|--------------|---------------------|
| Packing unit | 1 STK |
| GTIN | 4 017918 968137 |

Technical data

Dimensions

| | |
|-----------------|------|
| Length of cable | 15 m |
|-----------------|------|

Ambient conditions

| | |
|---------------------------------|----------------------------------|
| Ambient temperature (operation) | -25 °C ... 90 °C (Plug / socket) |
| Degree of protection | IP65 |
| | IP67 |

General

| | |
|-----------------------|------------------------|
| Rated current at 40°C | 4 A |
| Rated voltage | 60 V |
| Number of positions | 5 |
| Insulation resistance | ≥ 100 MΩ |
| Coding | B - inverse |
| Signal type/category | INTERBUS, 16 Mbps |
| Status display | No |
| Overvoltage category | II |
| Degree of pollution | 3 |
| Torque | 0.4 Nm (M12 connector) |

Material

Bus system cable - SAC-5P-MSB/15,0-900/FSB SCO - 1518012

Technical data

Material

| | |
|--|---|
| Flammability rating according to UL 94 | V0 |
| Contact material | CuSn |
| Contact surface material | Ni/Au |
| Contact carrier material | PA 66 |
| Material of grip body | TPU, hardly inflammable, self-extinguishing |
| Material, knurls | Zinc die-cast, nickel-plated |
| Sealing material | NBR |

Pin assignment

| | |
|--|----------------------------------|
| Position = wire color (signal) = position (optional) | 1 (Plug) = YE (DO) = 1 (Socket) |
| | 2 (Plug) = GN (DO) = 2 (Socket) |
| | 3 (Plug) = GY (DI) = 3 (Socket) |
| | 4 (Plug) = PK (DI) = 4 (Socket) |
| | 5 (Plug) = BN (GND) = 5 (Socket) |

Standards and Regulations

| | |
|--|----|
| Flammability rating according to UL 94 | V0 |
|--|----|

Cable

| | |
|---|--------------------------------------|
| Cable type | INTERBUS |
| Cable type (abbreviation) | 900 |
| Conductor cross section | 0.22 mm ² |
| AWG signal line | 24 |
| Conductor structure signal line | 32x 0.10 mm |
| Wire colors | Green-yellow, white-brown, gray-pink |
| Twisted pairs | 2 cores to the pair |
| Overall twist | 3 pairs to the core |
| Shielding | Braided copper wires |
| External sheath, color | green RAL 6017 |
| External cable diameter | 8.00 mm |
| Smallest bending radius, fixed installation | 60 mm |
| Smallest bending radius, movable installation | 120 mm |
| Number of bending cycles | 5000000 |
| Bending radius | 120 mm |
| Traversing path | 10 m |
| Traversing rate | 1.6 m/s |
| Acceleration | 3.2 m/s ² |
| Outer sheath, material | PUR |
| Material conductor insulation | PE |
| Conductor material | Bare Cu litz wires |
| Insulation resistance | > 5 GΩ*km |
| Conductor resistance | ≤ 159.8 mΩ/m |

Bus system cable - SAC-5P-MSB/15,0-900/FSB SCO - 1518012

Technical data

Cable

| | |
|---------------------------------|---|
| Working capacitance | 60 nF (At 800 Hz) |
| Signal speed | 0.66 c |
| Nominal voltage, cable | 250 V |
| Test voltage Core/Core | 1500 V |
| Test voltage Core/Shield | 1000 V |
| Flame resistance | IEC 60332-1 |
| Ambient temperature (operation) | -40 °C ... 80 °C (cable, fixed installation) |
| | -30 °C ... 70 °C (cable, flexible installation) |

Classifications

eCl@ss

| | |
|------------|----------|
| eCl@ss 4.0 | 27060306 |
| eCl@ss 4.1 | 27060306 |
| eCl@ss 5.0 | 27061801 |
| eCl@ss 5.1 | 27061801 |
| eCl@ss 6.0 | 27061801 |
| eCl@ss 7.0 | 27061801 |
| eCl@ss 8.0 | 27279218 |

ETIM

| | |
|----------|----------|
| ETIM 2.0 | EC000830 |
| ETIM 3.0 | EC001855 |
| ETIM 4.0 | EC001855 |
| ETIM 5.0 | EC001855 |

UNSPSC

| | |
|---------------|----------|
| UNSPSC 6.01 | 31251501 |
| UNSPSC 7.0901 | 31251501 |
| UNSPSC 11 | 31251501 |
| UNSPSC 12.01 | 31251501 |
| UNSPSC 13.2 | 31251501 |

Approvals

Approvals

Approvals

EAC

Bus system cable - SAC-5P-MSB/15,0-900/FSB SCO - 1518012

Approvals

Ex Approvals

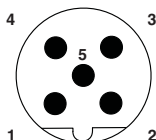
Approvals submitted

Approval details

EAC

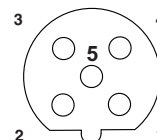
Drawings

Schematic diagram




Pin assignment M12 male connector, 5-pos., B-coded, male side

Schematic diagram



Pin assignment M12 socket, 5-pos., B-coded, female side

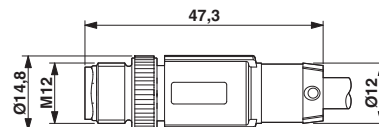
Cable cross section



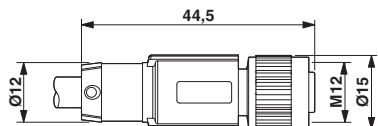
INTERBUS [900]

Plug, M12 x 1, straight, shielded

Dimensional drawing

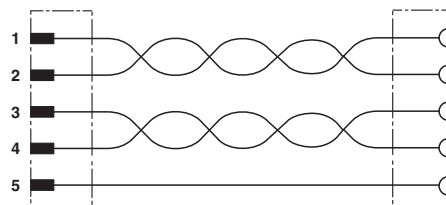


Dimensional drawing



M12 x 1 socket, straight, shielded

Circuit diagram



Contact assignment of the M12 connector and the M12 socket

Phoenix Contact 2016 © - all rights reserved
<http://www.phoenixcontact.com>

PHOENIX CONTACT GmbH & Co. KG
Flachsmarktstr. 8
32825 Blomberg
Germany
Tel. +49 5235 300
Fax +49 5235 3 41200
<http://www.phoenixcontact.com>

Below is a list of articles with direct links to our shop Electric Automation Network where you can see:

- Quote per purchase volume in real time.
- Online documentation and datasheets of all products.
- Estimated delivery time enquiry in real time.
- Logistics systems for the shipment of materials almost anywhere in the world.
- Purchasing management, order record and tracking of shipments.

To access the product, [click on the green button.](#)

| Product | Code | Reference | Product link |
|---|-------------|-----------------------------|----------------------------|
| Bus system cable, INTERBUS (16 Mbps), 5-position, PUR halogen-free, green RAL 6017, shielded, Plug straight M12 SPEEDCON, B-coded, on Socket straight M12 SPEEDCON, B-coded, Cable length: 15 m | 1518012 | SAC-5P-MSB/15,0-900/FSB SCO | Buy on EAN |