



**Automatización Eléctrica**  
Especialistas en Automatización

At the end of this document you will find links to products related to this catalog. You can go directly to our shop by clicking [HERE](#). [HERE](#)

# Sensor/Actuator cable - SAC-3P- 5,0-PUR/A-1L-Z - 1435001

Please be informed that the data shown in this PDF Document is generated from our Online Catalog. Please find the complete data in the user's documentation. Our General Terms of Use for Downloads are valid (<http://phoenixcontact.com/download>)



Sensor/Actuator cable, 3-position, PUR halogen-free, black-gray RAL 7021, free cable end, on Valve connector A, with 1 LED, connected with Z diode, Cable length: 5 m

## Why buy this product

- Easy and safe: 100% electrically tested plug-in components
- Robust valve connector with Zener diode as protective circuit
- Convenient: increased machine availability thanks to quick and easy diagnostics
- Our standard: robust halogen-free PUR cable

## Key Commercial Data

Packing unit	1 STK
GTIN	 4 046356 413381

## Technical data

### Dimensions

Length of cable	5 m
Stripping length of the free conductor end	50 mm

### Ambient conditions

Ambient temperature (operation)	-20 °C ... 85 °C (valve plug)
Degree of protection	IP65
	IP67

### General

Rated current at 40°C	4 A
Rated voltage	24 V
Number of positions	3
Insulation resistance	≥ 100 MΩ
Standards/regulations	Valve connector EN 175301-803
Status display	1 LED
Protective circuit/component	Z diode
Overvoltage category	III
Degree of pollution	3

# Sensor/Actuator cable - SAC-3P- 5,0-PUR/A-1L-Z - 1435001

## Technical data

### General

Torque	0.6 Nm (Valve connector)
--------	--------------------------

### Material

Flammability rating according to UL 94	V0
Valve plug contact material	CuSn
Valve plug contact surface material	Sn
Valve plug contact insert material	PA 66
Material housing valve plug	TPU
Sealing material	TPU (Seal molded)

### Standards and Regulations

Standard designation	Valve connector
Standards/regulations	EN 175301-803
Flammability rating according to UL 94	V0

### Cable

Cable type	PUR halogen-free black
Cable type (abbreviation)	PUR
Cable abbreviation	Li9Y11Y-HF
UL AWM style	20549
Conductor cross section	3x 0.5 mm <sup>2</sup>
AWG signal line	20
Conductor structure signal line	28x 0.15 mm
Core diameter including insulation	1.5 mm ±0.05 mm (Signal line)
Wire colors	black 1, black 2, green/yellow
Overall twist	3 wires, twisted
External sheath, color	black-gray RAL 7021
External cable diameter D	4.5 mm ±0.2 mm
Smallest bending radius, fixed installation	22.5 mm
Number of bending cycles	15000000
Bending radius	50 mm
Traversing path	0.9 m
Traversing rate	5 m/s
Acceleration	30 m/s <sup>2</sup>
Outer sheath, material	PUR
Material conductor insulation	PP
Conductor material	Bare Cu litz wires
Insulation resistance	min. 20 MΩ*km
Conductor resistance	39 Ω/km (at 20 °C)
Nominal voltage, cable	≤ 300 V
Test voltage, cable	≥ 1200 V
Flame resistance	According to DIN VDE 0482

# Sensor/Actuator cable - SAC-3P- 5,0-PUR/A-1L-Z - 1435001

## Technical data

### Cable

	According to DIN EN 50265-2-1
Halogen-free	in accordance with DIN VDE 0472 part 815
Other resistance	Largely oil-resistant
	partly UV-resistant in accordance with DIN EN ISO 4892-2-A
Ambient temperature (operation)	-40 °C ... 80 °C (cable, fixed installation)
	-20 °C ... 80 °C (cable, flexible installation)

## Classifications

### eCl@ss

eCl@ss 4.0	27060306
eCl@ss 4.1	27060306
eCl@ss 5.0	27061801
eCl@ss 5.1	27061801
eCl@ss 6.0	27061801
eCl@ss 7.0	27061801
eCl@ss 8.0	27279218

### ETIM

ETIM 3.0	EC001855
ETIM 4.0	EC001855
ETIM 5.0	EC001855

### UNSPSC

UNSPSC 6.01	31251501
UNSPSC 7.0901	31251501
UNSPSC 11	31251501
UNSPSC 12.01	31251501
UNSPSC 13.2	31251501

## Approvals

### Approvals

---

#### Approvals

EAC / CSA / CSAus / cCSAus

---

#### Ex Approvals

---

# Sensor/Actuator cable - SAC-3P- 5,0-PUR/A-1L-Z - 1435001

## Approvals

Approvals submitted

### Approval details

EAC
-----

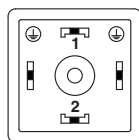
CSA	
Nominal current I <sub>N</sub>	4 A
Nominal voltage U <sub>N</sub>	24 V

CSAus	
Nominal current I <sub>N</sub>	4 A
Nominal voltage U <sub>N</sub>	24 V

cCSAus
--------

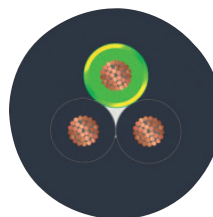
## Drawings

Schematic diagram



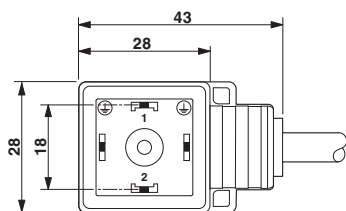
Valve connector pin assignment, type A

Cable cross section



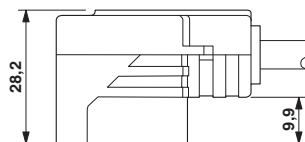
PUR halogen-free black [PUR]

Dimensional drawing



Valve connector, type A, side view

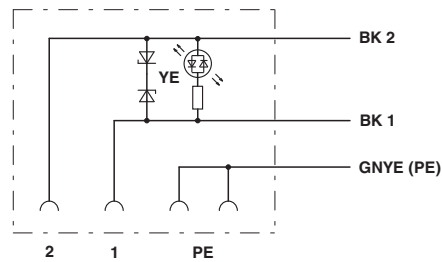
Dimensional drawing



Valve connector, type A, side view

## Sensor/Actuator cable - SAC-3P- 5,0-PUR/A-1L-Z - 1435001

Circuit diagram



Contact assignment of the valve plug

Phoenix Contact 2016 © - all rights reserved  
<http://www.phoenixcontact.com>

PHOENIX CONTACT GmbH & Co. KG  
Flachsmarktstr. 8  
32825 Blomberg  
Germany  
Tel. +49 5235 300  
Fax +49 5235 3 41200  
<http://www.phoenixcontact.com>



Below is a list of articles with direct links to our shop Electric Automation Network where you can see:

- Quote per purchase volume in real time.
- Online documentation and datasheets of all products.
- Estimated delivery time enquiry in real time.
- Logistics systems for the shipment of materials almost anywhere in the world.
- Purchasing management, order record and tracking of shipments.

To access the product, [click on the green button.](#)

Product	Code	Reference	Product link
Sensor/Actuator cable, 3-position, PUR halogen-free, black-gray RAL 7021, free cable end, on Valve connector A, with 1 LED, connected with Z diode, Cable length: 5 m	1435001	SAC-3P- 5,0-PUR/A-1L-Z	<a href="#">Buy on EAN</a>