



Automatización Eléctrica
Especialistas en Automatización

At the end of this document you will find links to products related to this catalog. You can go directly to our shop by clicking HERE. [HERE](#)

Sensor/Actuator cable - SAC-17P-MR/ 5,0-35T SH SCO - 1430268

Please be informed that the data shown in this PDF Document is generated from our Online Catalog. Please find the complete data in the user's documentation. Our General Terms of Use for Downloads are valid (<http://phoenixcontact.com/download>)



Sensor/Actuator cable, 17-position, PUR/PVC, black RAL 9005, shielded, Plug angled M12 SPEEDCON, A-coded, on free cable end, Cable length: 5 m

Why buy this product

- Easy and safe: 100% electrically tested plug-in components
- Save time, thanks to installation with SPEEDCON fast locking system
- Save space – with high-pos. connectors
- Reliable signal transmission – 360° shielding in environments with electromagnetic interference



Key Commercial Data

Packing unit	1 STK
GTIN	 4 046356 322539

Technical data

Dimensions

Length of cable	5 m
Stripping length of the free conductor end	35 mm

Ambient conditions

Ambient temperature (operation)	-25 °C ... 90 °C (Plug / socket)
Degree of protection	IP65
	IP67

General

Rated current at 40°C	1.5 A
Rated voltage	30 V
Number of positions	17
Insulation resistance	≥ 100 MΩ
Coding	A - standard
Standards/regulations	M12 connector IEC 61076-2-101

Sensor/Actuator cable - SAC-17P-MR/ 5,0-35T SH SCO - 1430268

Technical data

General

Status display	No
Protective circuit/component	Unwired
Overtoltage category	II
Degree of pollution	3
Torque	0.4 Nm (M12 connector)

Material

Flammability rating according to UL 94	V0
Contact material	CuZn
Contact surface material	Ni/Au
Contact carrier material	PA 66
Material of grip body	TPU, hardly inflammable, self-extinguishing
Material, knurls	Zinc die-cast, nickel-plated

Standards and Regulations

Standard designation	M12 connector
Standards/regulations	IEC 61076-2-101
Resistance to oil	DIN VDE 0472 Part 803, test type B
Flame resistance	DIN VDE 0472 part 804, test type B
Other resistance	Hydrolysis and microbe resistant as per VDE 0282 section 10
Flammability rating according to UL 94	V0

Cable

Cable type	Black PUR/PVC twisted pair
Cable type (abbreviation)	35T
Cable abbreviation	LSYWC11Y
UL AWM style	20233 / 1061 (80°C/300 V)
Conductor cross section	17x 0.14 mm ² (Signal line)
AWG signal line	26
Conductor structure signal line	18x 0.10 mm
Core diameter including insulation	1 mm ±0.05 mm (Signal line)
Wire colors	White-brown, green-yellow, gray-pink, blue-red, black-violet, gray/pink-red/blue, white/green-brown/green, white/yellow-yellow/brown-white/gray
Overall twist	7 pairs and 1 three-way unit, intertwisted
Shielding	Tinned copper braided shield
Optical shield covering	85 %
External sheath, color	black RAL 9005
External cable diameter D	9.2 mm ±0.2 mm
Minimum bending radius, fixed installation	5 x D
Minimum bending radius, flexible installation	10 x D
Number of bending cycles	4000000
Bending radius	92 mm
Traversing path	10 m

Sensor/Actuator cable - SAC-17P-MR/ 5,0-35T SH SCO - 1430268

Technical data

Cable

Traversing rate	3 m/s
Acceleration	10 m/s ²
Cable weight	105 kg/km
Outer sheath, material	PUR
Material conductor insulation	PVC
Conductor material	Tin-plated Cu litz wires
Insulation resistance	≥ 10 MΩ*km (at 20 °C)
Conductor resistance	142 Ω/km (at 20 °C)
Nominal voltage, cable	42 V AC
Test voltage, cable	1500 V AC
Special properties	Flexible cable conduit capable
Flame resistance	According to DIN EN 60332-1-2
	According to VW-1
Halogen-free	According to EN 50267-2-1
Resistance to oil	in accordance with DIN EN 60811-2-1
Other resistance	hydrolysis and microbe resistant according to EN 50396
Ambient temperature (operation)	-30 °C ... 80 °C (cable, fixed installation)
	-5 °C ... 80 °C (cable, flexible installation)

Classifications

eCl@ss

eCl@ss 4.0	27060306
eCl@ss 4.1	27060306
eCl@ss 5.0	27061801
eCl@ss 5.1	27061801
eCl@ss 6.0	27061801
eCl@ss 7.0	27061801
eCl@ss 8.0	27279218

ETIM

ETIM 3.0	EC001855
ETIM 4.0	EC001855
ETIM 5.0	EC001855

UNSPSC

UNSPSC 6.01	31251501
UNSPSC 7.0901	31251501
UNSPSC 11	31251501
UNSPSC 12.01	31251501
UNSPSC 13.2	31251501

Sensor/Actuator cable - SAC-17P-MR/ 5,0-35T SH SCO - 1430268

Approvals

Approvals

Approvals

EAC

Ex Approvals

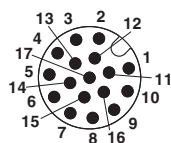
Approvals submitted

Approval details

EAC

Drawings

Schematic diagram



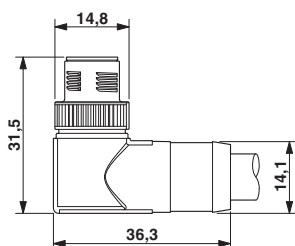
Pin assignment M12 male connector, 17-pos., male side view

Cable cross section



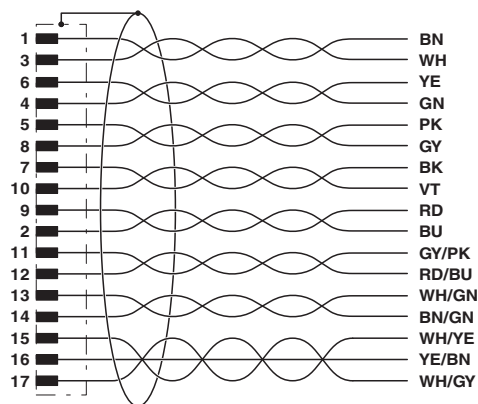
Black PUR/PVC twisted pair [35T]

Dimensional drawing



Plug M12 SPEEDCON, angled, shielded

Circuit diagram



Contact assignment of the M12 plug

Phoenix Contact 2016 © - all rights reserved
<http://www.phoenixcontact.com>

PHOENIX CONTACT GmbH & Co. KG
Flachmarktstr. 8
32825 Blomberg
Germany
Tel. +49 5235 300
Fax +49 5235 3 41200
<http://www.phoenixcontact.com>

Below is a list of articles with direct links to our shop Electric Automation Network where you can see:

- Quote per purchase volume in real time.
- Online documentation and datasheets of all products.
- Estimated delivery time enquiry in real time.
- Logistics systems for the shipment of materials almost anywhere in the world.
- Purchasing management, order record and tracking of shipments.

To access the product, [click on the green button.](#)

Product	Code	Reference	Product link
Sensor/Actuator cable, 17-position, PUR/PVC, black RAL 9005, shielded, Plug angled M12 SPEEDCON, A-coded, on free cable end, Cable length: 5 m	1430268	SAC-17P-MR/ 5,0-35T SH SCO	Buy on EAN