



**Automatización Eléctrica**  
Especialistas en Automatización

At the end of this document you will find links to products related to this catalog. You can go directly to our shop by clicking [HERE](#). [HERE](#)

## Bus system cable - SAC-5P-MS/ 2,0-923 CAN SCO - 1419039

Please be informed that the data shown in this PDF Document is generated from our Online Catalog. Please find the complete data in the user's documentation. Our General Terms of Use for Downloads are valid (<http://phoenixcontact.com/download>)



Bus system cable, CANopen®, DeviceNet™, 5-position, PUR halogen-free, gray RAL 7001, shielded, Plug straight M12 SPEEDCON, A-coded, on free cable end, Cable length: 2 m, Connector, unshielded



### Key Commercial Data

Packing unit	1 STK
GTIN	 4 046356 542821

### Technical data

#### Dimensions

Length of cable	2 m
Stripping length of the free conductor end	50 mm

#### Ambient conditions

Ambient temperature (operation)	-25 °C ... 90 °C (Plug / socket)
Degree of protection	IP65
	IP67

#### General

Rated current at 40°C	4 A
Rated voltage	60 V
Number of positions	5
Coding	A - standard
Signal type/category	CANopen®
	DeviceNet™
Status display	No
Overvoltage category	II
Degree of pollution	3
Torque	0.4 Nm (M12 connector)

#### Material

## Bus system cable - SAC-5P-MS/ 2,0-923 CAN SCO - 1419039

### Technical data

#### Material

Flammability rating according to UL 94	HB
Contact material	CuSn
Contact surface material	Ni/Au
Contact carrier material	TPU GF
Material of grip body	TPU
Material, knurls	Zinc die-cast, nickel-plated

#### Pin assignment

Position = wire color (signal) = position (optional)	1 (Plug) = SR (shield)
	2 (Plug) = RD (V+)
	3 (Plug) = BK (V-)
	4 (Plug) = WH (CAN_H)
	5 (Plug) = BU (CAN_L)

#### Standards and Regulations

Flammability rating according to UL 94	HB
--	----

#### Cable

Cable type	CAN Bus/DeviceNet drop cable
Cable type (abbreviation)	923
UL AWM style	21198 (80°C/300 V)
Cable structure	2xAWG24/19+2xAWG22/19
Conductor cross section	2x 0.25 mm <sup>2</sup> (Data cable)
	2x 0.34 mm <sup>2</sup> (Power supply)
	1x 0.34 mm <sup>2</sup> (Drain wire)
AWG signal line	24
AWG power supply	22
Conductor structure signal line	19x 0.13 mm
Conductor structure, voltage supply	19x 0.15 mm
Core diameter including insulation	1.95 mm ±0.05 mm (Data cable)
	1.4 mm ±0.05 mm (Power supply)
Wire colors	Red-black, blue-white
Twisted pairs	2 cores to the pair
Type of pair shielding	Plastic-coated aluminum foil, aluminum side outside
Overall twist	2 pairs around a drain wire in the center to the core
Shielding	Tinned copper braided shield
Optical shield covering	80 %
External sheath, color	Silver-gray RAL 7001
External cable diameter D	6.7 mm ±0,3 mm
Minimum bending radius, flexible installation	10 x D
Number of bending cycles	5000000
Bending radius	70 mm

## Bus system cable - SAC-5P-MS/ 2,0-923 CAN SCO - 1419039

### Technical data

#### Cable

Traversing path	4.5 m
Traversing rate	3 m/s
Acceleration	3 m/s <sup>2</sup>
Outer sheath, material	PUR
Material conductor insulation	Foamed PE (Data cable)
	PE (Power supply)
Conductor material	Tin-plated Cu litz wires
Insulation resistance	≥ 5 GΩ*km (Data cable)
	≥ 5 GΩ*km (Power supply)
Loop resistance	≤ 181.8 Ω (Data cable)
	≤ 114.8 Ω (Power supply)
Working capacitance	nom. 40 nF (Data cable)
Wave impedance	120 Ω ±12 Ω (f = 1 MHz)
Shield attenuation	≤ 0.95 dB (f = 125 kHz)
	≤ 1.64 dB (f = 500 kHz)
	≤ 2.29 dB (f = 1 MHz)
Nominal voltage, cable	≤ 300 V (Peak value, not for high-power applications)
Test voltage Core/Core	2000 V (50 Hz, 1 min.)
Test voltage Core/Shield	2000 V (50 Hz, 1 min.)
Flame resistance	UL 1581, Sec. 1060 (FT-1)
	IEC 60332-1
Other resistance	Low adhesion
Ambient temperature (operation)	-40 °C ... 80 °C (cable, fixed installation)
	-20 °C ... 70 °C (cable, flexible installation)

### Classifications

#### eCl@ss

eCl@ss 4.0	27060307
eCl@ss 4.1	27060307
eCl@ss 5.0	27061801
eCl@ss 5.1	27060307
eCl@ss 6.0	27279218
eCl@ss 7.0	27279218
eCl@ss 8.0	27279218

#### ETIM

ETIM 2.0	EC000830
ETIM 3.0	EC000830
ETIM 4.0	EC001855
ETIM 5.0	EC001855

# Bus system cable - SAC-5P-MS/ 2,0-923 CAN SCO - 1419039

## Classifications

### UNSPSC

UNSPSC 6.01	26121616
UNSPSC 7.0901	26121616
UNSPSC 11	26121604
UNSPSC 12.01	26121616
UNSPSC 13.2	26121616

## Approvals

### Approvals

---

Approvals

EAC

---

Ex Approvals

---

Approvals submitted

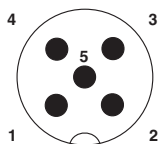
---

### Approval details

EAC
-----


## Drawings

Schematic diagram



Pin assignment M12 male connector, 5-pos., A-coded, male side

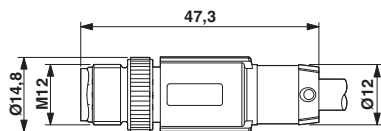
Cable cross section



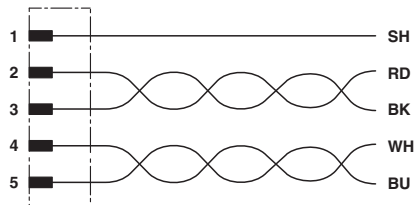
CAN Bus/DeviceNet [923]

## Bus system cable - SAC-5P-MS/ 2,0-923 CAN SCO - 1419039

Dimensional drawing



Circuit diagram



M12 x 1 plug, straight

Contact assignment of the M12 plug

Phoenix Contact 2016 © - all rights reserved  
<http://www.phoenixcontact.com>

PHOENIX CONTACT GmbH & Co. KG  
Flachsmarktstr. 8  
32825 Blomberg  
Germany  
Tel. +49 5235 300  
Fax +49 5235 3 41200  
<http://www.phoenixcontact.com>



Below is a list of articles with direct links to our shop Electric Automation Network where you can see:

- Quote per purchase volume in real time.
- Online documentation and datasheets of all products.
- Estimated delivery time enquiry in real time.
- Logistics systems for the shipment of materials almost anywhere in the world.
- Purchasing management, order record and tracking of shipments.

To access the product, [click on the green button.](#)

Product	Code	Reference	Product link
Bus system cable, CANopen®, DeviceNet™, 5-position, PUR halogen-free, gray RAL 7001, shielded, Plug straight M12 SPEEDCON, A-coded, on free cable end, Cable length: 2 m, Connector, unshielded	1419039	SAC-5P-MS/ 2,0-923 CAN SCO	<a href="#">Buy on EAN</a>