



Automatización Eléctrica
Especialistas en Automatización

At the end of this document you will find links to products related to this catalog. You can go directly to our shop by clicking [HERE](#). [HERE](#)

Mini feed-through terminal block - MBK 5/E-FS - 1418073

Please be informed that the data shown in this PDF Document is generated from our Online Catalog. Please find the complete data in the user's documentation. Our General Terms of Use for Downloads are valid (<http://phoenixcontact.com/download>)



Mini feed-through terminal block, Connection type: Special and hybrid connection, Cross section: 0.2 mm² - 4 mm², AWG :24- 12, Width: 6.2 mm, Color: gray, Mounting: NS 15

Why buy this product

- This terminal block has a proven screw connection on the outside of the control cabinet
- Space saving thanks to compact design and mounting option on a 15 mm DIN rail
- Clear arrangement thanks to marking of all terminal points
- Easy potential distribution thanks to standardized plug-in bridges

Key Commercial Data

Packing unit	50 STK
GTIN	 4 017918 021535

Technical data

General

Number of levels	1
Number of connections	2
Nominal cross section	4 mm ²
Color	gray
Insulating material	PA-F
Flammability rating according to UL 94	HB
Rated surge voltage	6 kV
Degree of pollution	3
Overvoltage category	III
Insulating material group	I
Connection method	Special and hybrid connection
Connection in acc. with standard	IEC 60947-7-1
Maximum load current	16 A (with 4 mm ² conductor cross section)
Nominal current I _N	16 A
Nominal voltage U _N	500 V
Open side panel	Yes

Mini feed-through terminal block - MBK 5/E-FS - 1418073

Technical data

Dimensions

Width	6.2 mm
Length	28 mm
End cover width	1 mm

Connection data

Connection method	Special and hybrid connection
Connection in acc. with standard	IEC 60947-7-1
Screw thread	M3
Tightening torque, min	0.6 Nm
Tightening torque max	0.8 Nm
Stripping length	8 mm
Conductor cross section solid min.	0.2 mm ²
Conductor cross section solid max.	4 mm ²
Conductor cross section AWG min.	24
Conductor cross section AWG max.	12
Conductor cross section flexible min.	0.2 mm ²
Conductor cross section flexible max.	4 mm ²
Min. AWG conductor cross section, flexible	24
Max. AWG conductor cross section, flexible	12
Conductor cross section flexible, with ferrule without plastic sleeve min.	0.25 mm ²
Conductor cross section flexible, with ferrule without plastic sleeve max.	4 mm ²
Conductor cross section flexible, with ferrule with plastic sleeve min.	0.25 mm ²
Conductor cross section flexible, with ferrule with plastic sleeve max.	2.5 mm ²
Cross section with insertion bridge, solid max.	2.5 mm ²
Cross section with insertion bridge, stranded max.	1.5 mm ²
2 conductors with same cross section, solid min.	0.2 mm ²
2 conductors with same cross section, solid max.	1.5 mm ²
2 conductors with same cross section, stranded min.	0.2 mm ²
2 conductors with same cross section, stranded max.	1.5 mm ²
2 conductors with same cross section, stranded, ferrules without plastic sleeve, min.	0.25 mm ²
2 conductors with same cross section, stranded, ferrules without plastic sleeve, max.	1 mm ²
2 conductors with same cross section, stranded, TWIN ferrules with plastic sleeve, min.	0.5 mm ²
2 conductors with same cross section, stranded, TWIN ferrules with plastic sleeve, max.	1.5 mm ²
Nominal current I _N	16 A
Maximum load current	16 A (with 4 mm ² conductor cross section)
Nominal voltage U _N	500 V
Internal cylindrical gage	A3

Standards and Regulations

Mini feed-through terminal block - MBK 5/E-FS - 1418073

Technical data

Standards and Regulations

Connection in acc. with standard	CUL
	IEC 60947-7-1
Flammability rating according to UL 94	HB

Classifications

eCl@ss

eCl@ss 4.0	27141123
eCl@ss 4.1	27141123
eCl@ss 5.0	27141120
eCl@ss 5.1	27141120
eCl@ss 6.0	27141120
eCl@ss 7.0	27141120
eCl@ss 8.0	27141120
eCl@ss 9.0	27141120

ETIM

ETIM 2.0	EC000897
ETIM 3.0	EC000897
ETIM 4.0	EC000897
ETIM 5.0	EC000897

UNSPSC

UNSPSC 6.01	30211811
UNSPSC 7.0901	39121410
UNSPSC 11	39121410
UNSPSC 12.01	39121410
UNSPSC 13.2	39121410

Approvals

Approvals

Approvals

UL Recognized / cUL Recognized / EAC / cULus Recognized


Ex Approvals


Approvals submitted

Mini feed-through terminal block - MBK 5/E-FS - 1418073


Approvals

Approval details

UL Recognized 	
mm ² /AWG/kcmil	26-10
Nominal current I _N	5 A
Nominal voltage U _N	300 V

cUL Recognized 	
mm ² /AWG/kcmil	26-10
Nominal current I _N	5 A
Nominal voltage U _N	300 V

EAC

cULus Recognized 
--

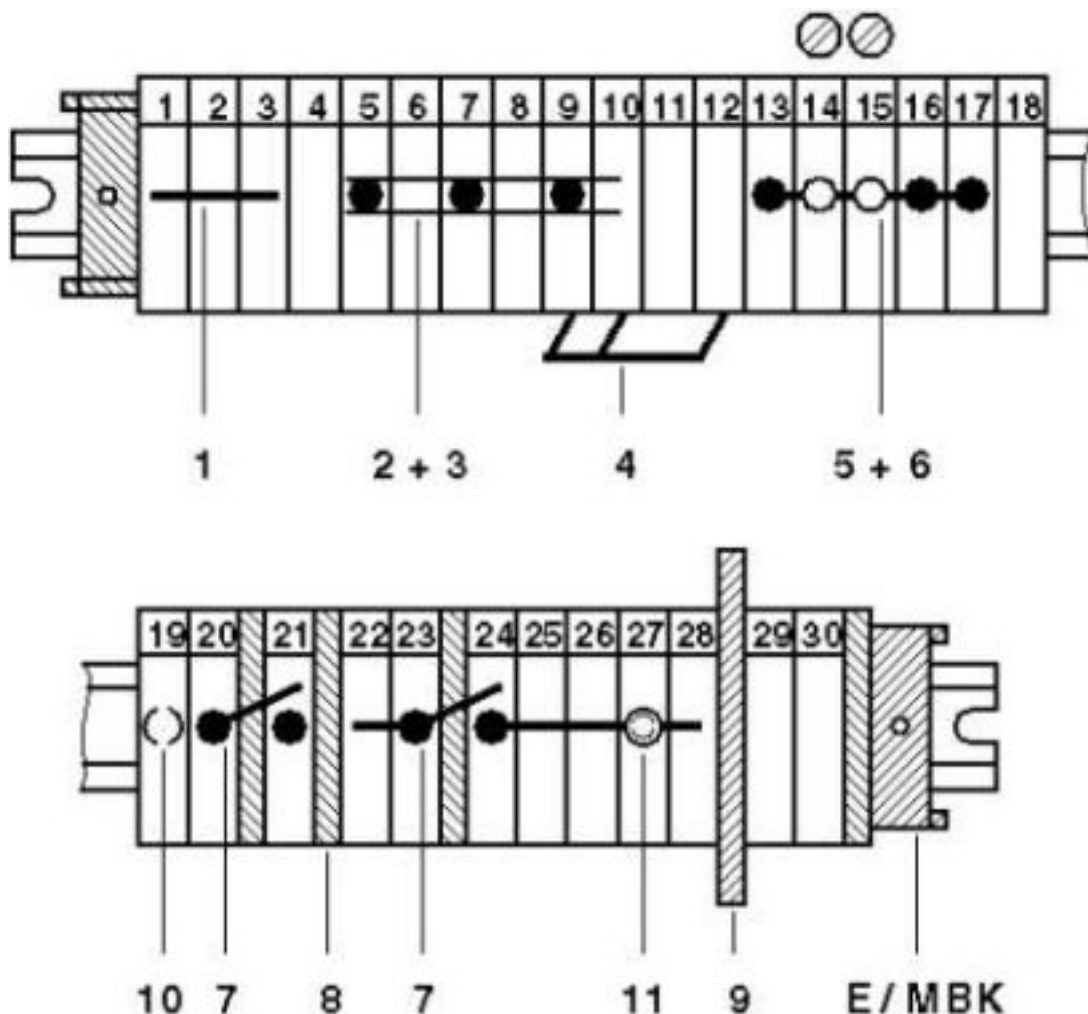
Drawings

Mini feed-through terminal block - MBK 5/E-FS - 1418073

Circuit diagram



Circuit diagram



- 1 = cover
- 2 = fixed bridge
- 3 = insertion bridge
- 4 = isolator bridge bar
- 5 = bridge bar isolator
- 6 = switch bar for 2 terminal blocks
- 7 = separating plate
- 8 = partition plate
- 9 = test plug socket, for test connection with test plug MPS or adapter plug RPS
- 10 = test plug socket, insulated, can only be used with FBI, ISSBI

Phoenix Contact 2016 © - all rights reserved
<http://www.phoenixcontact.com>

PHOENIX CONTACT GmbH & Co. KG
Flachmarktstr. 8
32825 Blomberg
Germany
Tel. +49 5235 300
Fax +49 5235 3 41200
<http://www.phoenixcontact.com>



Below is a list of articles with direct links to our shop Electric Automation Network where you can see:

- Quote per purchase volume in real time.
- Online documentation and datasheets of all products.
- Estimated delivery time enquiry in real time.
- Logistics systems for the shipment of materials almost anywhere in the world.
- Purchasing management, order record and tracking of shipments.

To access the product, [click on the green button.](#)

Product	Code	Reference	Product link
Mini feed-through terminal block, Connection type: Special and hybrid connection, Cross section: 0.2 mm ² - 4 mm ² , AWG :24- 12, Width: 6.2 mm, Color: gray, Mounting: NS 15	1418073	MBK 5/E-FS	Buy on EAN