



**Automatización Eléctrica**  
Especialistas en Automatización

At the end of this document you will find links to products related to this catalog. You can go directly to our shop by clicking [HERE](#). [HERE](#)

## Sensor/Actuator cable - SAC-4P-M12MR/3,0-PVC/M 8FR - 1415670

Please be informed that the data shown in this PDF Document is generated from our Online Catalog. Please find the complete data in the user's documentation. Our General Terms of Use for Downloads are valid (<http://phoenixcontact.com/download>)



Sensor/Actuator cable, 4-position, PVC, black RAL 9005, Plug angled M12, A-coded, on Socket angled M8, Cable length: 3 m

### Why buy this product

- Easy and safe: 100% electrically tested plug-in components

### Key Commercial Data

Packing unit	1 STK
GTIN	 4 055626 050317

### Technical data

#### Dimensions

Length of cable	3 m
-----------------	-----

#### Ambient conditions

Ambient temperature (operation)	-25 °C ... 90 °C (Plug / socket)
Degree of protection	IP65
	IP67
	IP68

#### General

Rated current at 40°C	4 A
Rated voltage	30 V
Number of positions	4
Insulation resistance	≥ 100 MΩ
Coding	A - standard
Standards/regulations	M12 connector IEC 61076-2-101
	M8 connector IEC 61076-2-104
Status display	No
Protective circuit/component	Unwired
Overvoltage category	II
Degree of pollution	3
Insertion/withdrawal cycles	≥ 100

# Sensor/Actuator cable - SAC-4P-M12MR/3,0-PVC/M 8FR - 1415670

## Technical data

### Material

Flammability rating according to UL 94	HB
Contact material	CuSn
Contact surface material	Ni/Au
Contact carrier material	TPU GF
Material of grip body	TPU, hardly inflammable, self-extinguishing
Material, knurls	Zinc die-cast, nickel-plated
Sealing material	NBR

### Standards and Regulations

Standard designation	M12 connector
Standards/regulations	IEC 61076-2-101
Standard designation	M8 connector
Standards/regulations	IEC 61076-2-104
Flammability rating according to UL 94	HB

### Cable

Cable type	PVC black
Cable type (abbreviation)	PVC
Cable abbreviation	LiYY
UL AWM style	2464 / 1729 (80°C/300 V)
Conductor cross section	4x 0.34 mm <sup>2</sup> (Signal line)
AWG signal line	22
Conductor structure signal line	19x 0.15 mm
Core diameter including insulation	1.26 mm ±0.05 mm
Thickness, insulation	≥ 0.23 mm (Core insulation)
Wire colors	brown, white, blue, black
Overall twist	4 wires, twisted
External sheath, color	black RAL 9005
Outer sheath thickness	≥ 0.76 mm
External cable diameter D	4.7 mm ±0.15 mm
Minimum bending radius, fixed installation	5 x D
Minimum bending radius, flexible installation	10 x D
Cable weight	40 kg/km
Outer sheath, material	PVC
Material conductor insulation	PVC
Conductor material	Bare Cu litz wires
Insulation resistance	≥ 200 MΩ*km (at 20 °C)
Conductor resistance	max. 57 Ω/km (at 20 °C)
Nominal voltage, cable	≤ 300 V
Test voltage, cable	≥ 3000 V
Ambient temperature (operation)	-40 °C ... 80 °C (cable, fixed installation)

# Sensor/Actuator cable - SAC-4P-M12MR/3,0-PVC/M 8FR - 1415670

## Technical data

### Cable

	-25 °C ... 80 °C (cable, flexible installation)
--	---

## Classifications

### eCl@ss

eCl@ss 5.1	27061801
eCl@ss 6.0	27061801
eCl@ss 8.0	27279218

### ETIM

ETIM 5.0	EC001855
----------	----------

## Approvals

### Approvals

### Approvals

UL Listed / cUL Listed / cULus Listed

### Ex Approvals

### Approvals submitted

## Approval details

UL Listed	
Nominal current IN	4 A
Nominal voltage UN	125 V

cUL Listed	
Nominal current IN	4 A
Nominal voltage UN	125 V

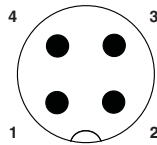
# Sensor/Actuator cable - SAC-4P-M12MR/3,0-PVC/M 8FR - 1415670

## Approvals



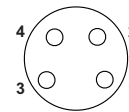
## Drawings

Schematic diagram



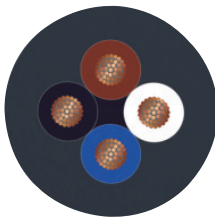
Pin assignment M12 plug, 4-pos., A-coded, view plug side

Schematic diagram



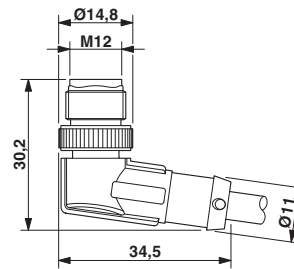
Pin assignment M8 socket, 4-pos., view female side

Cable cross section



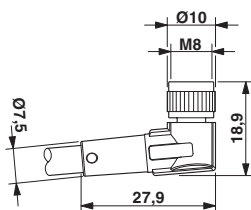
PVC black [PVC]

Dimensional drawing




M12 x 1 male plug, angled

Dimensional drawing



Socket M8 x 1, angled

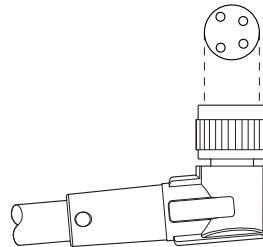
Circuit diagram



Contact assignment of M12 plugs / M8 sockets

## Sensor/Actuator cable - SAC-4P-M12MR/3,0-PVC/M 8FR - 1415670

Schematic diagram



Layout of connector pin assignments

---

Phoenix Contact 2016 © - all rights reserved  
<http://www.phoenixcontact.com>

PHOENIX CONTACT GmbH & Co. KG  
Flachsmarktstr. 8  
32825 Blomberg  
Germany  
Tel. +49 5235 300  
Fax +49 5235 3 41200  
<http://www.phoenixcontact.com>

Below is a list of articles with direct links to our shop Electric Automation Network where you can see:

- Quote per purchase volume in real time.
- Online documentation and datasheets of all products.
- Estimated delivery time enquiry in real time.
- Logistics systems for the shipment of materials almost anywhere in the world.
- Purchasing management, order record and tracking of shipments.

To access the product, [click on the green button.](#)

<b>Product</b>	<b>Code</b>	<b>Reference</b>	<b>Product link</b>
Sensor/Actuator cable, 4-position, PVC, black RAL 9005, Plug angled M12, A-coded, on Socket angled M8, Cable length: 3 m	1415670	SAC-4P-M12MR/3,0-PVC/M8FR	<a href="#">Buy on EAN</a>