



**Automatización Eléctrica**  
Especialistas en Automatización

At the end of this document you will find links to products related to this catalog. You can go directly to our shop by clicking [HERE](#). [HERE](#)

## Hybrid cable - VS-M12MS-94H-HYB/20,0 SCO - 1402447

Please be informed that the data shown in this PDF Document is generated from our Online Catalog. Please find the complete data in the user's documentation. Our General Terms of Use for Downloads are valid (<http://phoenixcontact.com/download>)



Assembled Ethernet cable, CAT5e, shielded, 8-wire, 4 x 26 AWG (data) and 4 x 20 AWG (power), RAL 9005 (black), M12 hybrid plug to free cable end, length: 20.0 m

### Ethernet

#### Key Commercial Data

Packing unit	1 STK
GTIN	 4 046356 616041

#### Technical data

##### Dimensions

Length of cable	20 m
-----------------	------

##### Ambient conditions

Degree of protection	IP65
	IP67

##### General data

Rated current at 40°C	6 A (Power)
	0.5 A (Data)
Rated voltage	30 V (Power and data)
Number of positions	8
Signal type/category	Ethernet hybrid CAT5 (IEC 11801), 100 Mbps
Degree of pollution	2

##### Characteristics head 1

Head type	Plug straight M12 SPEEDCON / IP67
No. of positions (pin connector pattern)	8 (4+4)
Coding	Y (Hybrid)
Color	black
Material (component)	CuZn (Contact)
	Ni/Au (Contact surface)
	PP (Contact carrier, data)

# Hybrid cable - VS-M12MS-94H-HYB/20,0 SCO - 1402447

## Technical data

### Characteristics head 1

	PA (Contact carrier, power)
	TPU, hardly inflammable, self-extinguishing (Grip)
	Zinc die-cast, nickel-plated (Screw connection)
Shielded	yes
Insulation resistance	≥ 100 MΩ
Insertion/withdrawal cycles	≥ 100
Torque	0.4 Nm
Ambient temperature (operation)	-25 °C ... 90 °C

### Characteristics head 2

Head type	free cable end
No. of positions (pin connector pattern)	8
Shielded	yes

### Standards and Regulations

Flammability rating according to UL 94	V0
--	----

### Cable

Cable type	Ethernet hybrid
Cable type (abbreviation)	94H
UL AWM style	20963 (80°C/30 V)
Cable structure	1x4xAWG26+1x4xAWG20
Conductor cross section	4x 0.15 mm <sup>2</sup> (Data)
	4x 0.6 mm <sup>2</sup> (Power)
AWG signal line	26
AWG power supply	20
Conductor structure signal line	19x 0.10 mm
Conductor structure, voltage supply	19x 0.20 mm
Core diameter including insulation	1.05 mm (Data)
	1.4 mm (Power)
Wire colors	White/orange, orange, white/green, green, white, blue, brown, black
Overall twist	1 star quad and 4 wires with 2 fillers
Shielding	Tinned copper braided shield
Optical shield covering	85 %
External sheath, color	black RAL 9005
External cable diameter D	7.6 mm ±0.2 mm
Minimum bending radius, flexible installation	10 x D
Number of bending cycles	2000000
Minimum bending radius, drag chain applications	10 x D
Traversing path	4.5 m
Traversing rate	3 m/s
Acceleration	3 m/s <sup>2</sup>

## Hybrid cable - VS-M12MS-94H-HYB/20,0 SCO - 1402447

### Technical data

#### Cable

Cable weight	87 kg/km
Outer sheath, material	PUR
Material conductor insulation	PP (Data)
	PP (Power)
Conductor material	Bare Cu litz wires
Insulation resistance	≥ 5 GΩ*km
Loop resistance	≥ 280 Ω (Data)
	≥ 34.6 Ω (Power)
Working capacitance	nom. 50 nF (per kilometer)
Wave impedance	100 Ω ±15 Ω (4 MHz ... 100 MHz)
Shield attenuation	≥ 80 dB (30 MHz ... 125 MHz)
Differential impedance	100 Ω ±5 % (at 100 MHz)
Nominal voltage, cable	≤ 30 V (Peak value, not for high-power applications)
Test voltage Core/Core	1500 V (50 Hz, 1 min.)
Test voltage Core/Shield	1500 V (50 Hz, 1 min.)
Special properties	Free of substances which would hinder coating with paint or varnish
	Silicone-free
Flame resistance	In acc. with UL 1581, section 1061
Halogen-free	according to IEC 60754
	in accordance with DIN VDE 0472 part 815
Resistance to oil	According to IEC 60811-2-1
	according to VDE 0282 Part 10
Other resistance	Low adhesion
Ambient temperature (operation)	-40 °C ... 90 °C (cable, fixed installation)
	-30 °C ... 70 °C (cable, flexible installation)

### Classifications

#### eCl@ss

eCl@ss 4.0	272607xx
eCl@ss 4.1	27260701
eCl@ss 5.0	27260701
eCl@ss 5.1	27259205
eCl@ss 6.0	27269202
eCl@ss 7.0	27449203
eCl@ss 8.0	27279218

#### ETIM

ETIM 4.0	EC002599
ETIM 5.0	EC001855

# Hybrid cable - VS-M12MS-94H-HYB/20,0 SCO - 1402447

## Classifications

### UNSPSC

UNSPSC 6.01	26121616
UNSPSC 7.0901	26121616
UNSPSC 11	26121604
UNSPSC 12.01	26121616
UNSPSC 13.2	26121616

## Approvals

### Approvals

---

#### Approvals

UL Listed / cUL Listed / cULus Listed

---

#### Ex Approvals

---

#### Approvals submitted

---

## Approval details

UL Listed	
Nominal current IN	0.175 A
Nominal voltage UN	56.5 V

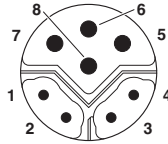
cUL Listed	
Nominal current IN	0.175 A
Nominal voltage UN	56.5 V

cULus Listed	
--------------	--

## Drawings

# Hybrid cable - VS-M12MS-94H-HYB/20,0 SCO - 1402447

Schematic diagram



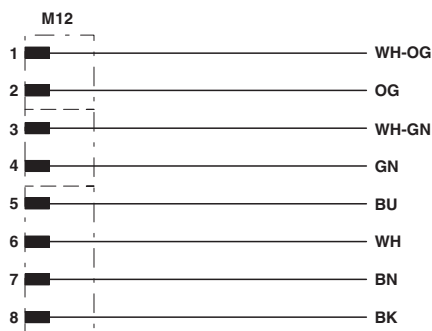
M12 hybrid connector pin assignment, 8-pos., pin side view

Cable cross section

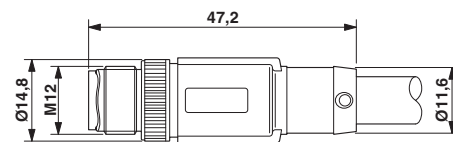


Ethernet hybrid [94H]

Circuit diagram



Dimensional drawing



M12 connector, straight, shielded

Below is a list of articles with direct links to our shop Electric Automation Network where you can see:

- Quote per purchase volume in real time.
- Online documentation and datasheets of all products.
- Estimated delivery time enquiry in real time.
- Logistics systems for the shipment of materials almost anywhere in the world.
- Purchasing management, order record and tracking of shipments.

To access the product, [click on the green button.](#)

<b>Product</b>	<b>Code</b>	<b>Reference</b>	<b>Product link</b>
Assembled Ethernet cable, CAT5e, shielded, 8-wire, 4 x 26 AWG (data) and 4 x 20 AWG (power), RAL 9005 (black), M12 hybrid plug to free cable end, length: 20.0 m	1402447	VS-M12MS-94H-HYB/20,0 SCO	<a href="#">Buy on EAN</a>