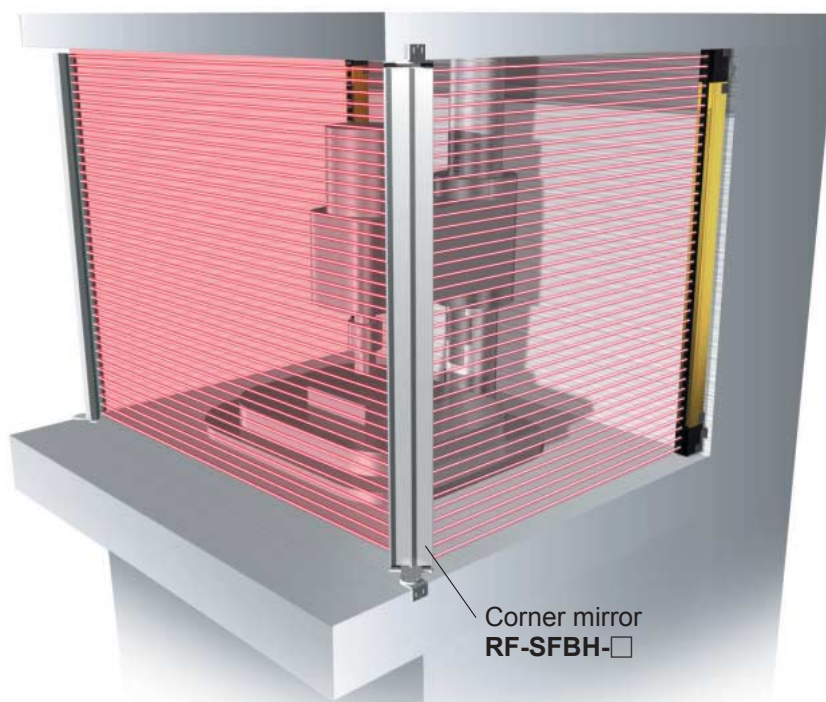


## Less work and less wiring gives greater safety at a lower cost!

New corner mirrors for the **SF4B / SF2B** series of light curtains



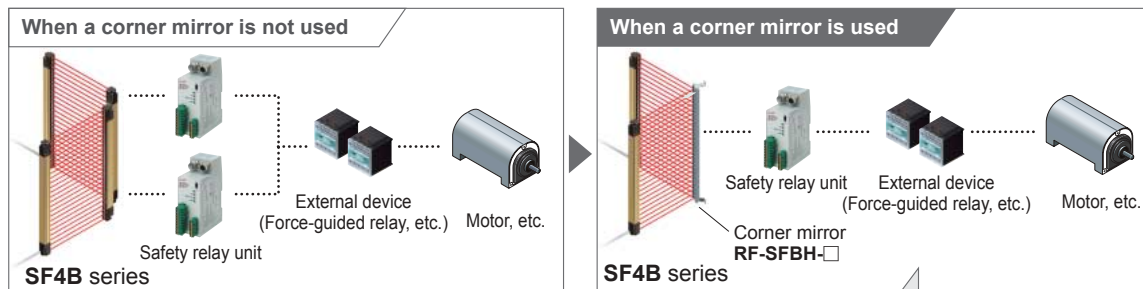
Side cover

Anti-scatter film (underside)

Corner mirror  
RF-SFBH-□

## A large reduction in cost

A single corner mirror makes it possible to eliminate one light curtain set and its associated peripheral safety circuits. This enables costs to be greatly reduced, and also eliminates wiring needs. Control categories also remain unchanged.



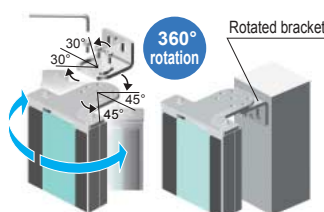
**When one corner mirror is used**

Light curtain purchasing costs  
Safety relay unit purchasing costs  
Wiring man-hours

**COST..... 1/2**

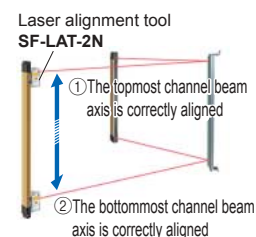
### Corner mirrors can be installed in any way required

Mounting brackets can be rotated 360° so that angle adjustment is very easy to do. In addition, the brackets can also be rotated vertically when installed.




### Beam axis alignment before turning on the power is supported

The SF-LAT-2N beam axis alignment tool (optional) can be used to carry out remote setup for the light curtain, and the easy-to-see laser spot light that it uses makes beam axis adjustment very simple to carry out. In addition, because it operates on battery power, adjustment can be carried out before the power for the light curtain is turned on.



## ORDER GUIDE

Type	Appearance	Model No.	Dimensions of effective reflective surface	Applicable light curtain				
				SF4B series (Type4)			SF2B series (Type2)	
				Finger protection type	Hand protection type	Arm / Foot protection type	Hand protection type	Arm / Foot protection type
Corner mirror for light curtain		RF-SFBH-8	173×72 mm 6.811×2.835 in	-	-	-	SF2B-H8 (SL) (-□)	SF2B-A4 (SL) (-□)
		RF-SFBH-12	236×72 mm 9.291×2.835 in	SF4B-F23 (-01)	SF4B-H12 (-01)	SF4B-A6 (-01)	SF2B-H12 (SL) (-□)	SF2B-A6 (SL) (-□)
		RF-SFBH-16	316×72 mm 12.441×2.835 in	SF4B-F31 (-01)	SF4B-H16 (-01)	SF4B-A8 (-01)	SF2B-H16 (SL) (-□)	SF2B-A8 (SL) (-□)
		RF-SFBH-20	396×72 mm 15.591×2.835 in	SF4B-F39 (-01)	SF4B-H20 (-01)	SF4B-A10 (-01)	SF2B-H20 (SL) (-□)	SF2B-A10 (SL) (-□)
		RF-SFBH-24	476×72 mm 18.740×2.835 in	SF4B-F47 (-01)	SF4B-H24 (-01)	SF4B-A12 (-01)	SF2B-H24 (SL) (-□)	SF2B-A12 (SL) (-□)
		RF-SFBH-28	556×72 mm 21.890×2.835 in	SF4B-F55 (-01)	SF4B-H28 (-01)	SF4B-A14 (-01)	SF2B-H28 (SL) (-□)	SF2B-A14 (SL) (-□)
		RF-SFBH-32	636×72 mm 25.039×2.835 in	SF4B-F63 (-01)	SF4B-H32 (-01)	SF4B-A16 (-01)	SF2B-H32 (SL) (-□)	SF2B-A16 (SL) (-□)
		RF-SFBH-36	716×72 mm 28.189×2.835 in	SF4B-F71 (-01)	SF4B-H36 (-01)	SF4B-A18 (-01)	SF2B-H36 (SL) (-□)	SF2B-A18 (SL) (-□)
		RF-SFBH-40	796×72 mm 31.339×2.835 in	SF4B-F79 (-01)	SF4B-H40 (-01)	SF4B-A20 (-01)	SF2B-H40 (SL) (-□)	SF2B-A20 (SL) (-□)
		RF-SFBH-48	956×72 mm 37.638×2.835 in	SF4B-F95 (-01)	SF4B-H48 (-01)	SF4B-A24 (-01)	SF2B-H48 (SL) (-□)	SF2B-A24 (SL) (-□)
		RF-SFBH-56	1,116×72 mm 43.937×2.835 in	SF4B-F111 (-01)	SF4B-H56 (-01)	SF4B-A28 (-01)	SF2B-H56 (SL) (-□)	SF2B-A28 (SL) (-□)
		RF-SFBH-64	1,276×72 mm 50.236×2.835 in	SF4B-F127 (-01)	SF4B-H64 (-01)	SF4B-A32 (-01)	SF2B-H64 (SL) (-□)	SF2B-A32 (SL) (-□)
		RF-SFBH-72	1,436×72 mm 56.535×2.835 in	-	SF4B-H72 (-01)	SF4B-A36 (-01)	SF2B-H72 (SL) (-□)	SF2B-A36 (SL) (-□)
		RF-SFBH-80	1,596×72 mm 62.835×2.835 in	-	SF4B-H80 (-01)	SF4B-A40 (-01)	SF2B-H80 (SL) (-□)	SF2B-A40 (SL) (-□)
		RF-SFBH-88	1,756×72 mm 69.134×2.835 in	-	SF4B-H88 (-01)	SF4B-A44 (-01)	SF2B-H88 (SL) (-□)	SF2B-A44 (SL) (-□)
		RF-SFBH-96	1,916×72 mm 75.433×2.835 in	-	SF4B-H96 (-01)	SF4B-A48 (-01)	SF2B-H96 (SL) (-□)	SF2B-A48 (SL) (-□)

## SPECIFICATIONS

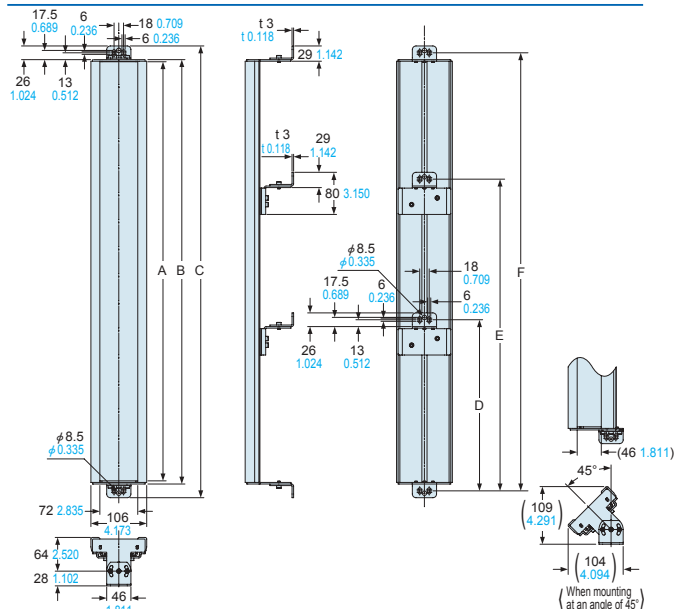
Type	Corner mirror
Item	Model No. RF-SFBH-□
Attenuation rate of sensing range	With one mirror: 90 %, With two mirrors: 80 % (When used in combination with the SF4B / SF2B series)
Environmental resistance	Ambient temperature -10 to +55 °C +14 to +131 °F (No dew condensation or icing allowed), Storage: -25 to +70 °C -13 to +158 °F
	Ambient humidity 30 to 85 % RH, Storage: 30 to 95 % RH
	Vibration resistance 10 to 55 Hz frequency, 0.75 mm 2.953 in amplitude in X, Y and Z directions for 2 hours each
	Shock resistance 300 m/s <sup>2</sup> acceleration (30 G approx.) in X, Y and Z directions for 3 times each
Material	Enclosure: Aluminium, Mounting bracket: Stainless Steel Mirror (rear surface mirror): Glass, Side cover: EPDM
Accessories	Intermediate supporting bracket RF-SFBH-40/48/56/64: 1 set RF-SFBH-72/80/88/96: 2 sets

## PRECAUTIONS FOR PROPER USE

- Be sure to carry out maintenance while referring to the instruction manual for the SF4B / SF2B series of light curtains.
- Do not use if dirt, water, or oil, etc. is attached to the reflective surface of this product. Appropriate sensing range may not be maintained due to diffusion of refraction.
- Make sure that you have read the instruction manual for the corner mirror thoroughly before setting up the corner mirrors and light curtains, and follow the instructions given. If the equipment is not set up correctly as stipulated in the instruction manual, incident light errors may result in unexpected situations which may result in serious injury or death.
- Instruction manual can be downloaded from the website: <http://www.sunx.jp/>
- The SF4B / SF2B series of light curtains cannot be used as retroreflective type when this corner mirror is used.
- The reflective surface part of this product is made of glass. Note that if it is broken, the glass shards may fly apart.

## DIMENSIONS (Unit: mm in)

The CAD data in the dimensions can be downloaded from the website: <http://www.sunx.jp/>



Model No.	A	B	C	D	E	F	Net Weight
RF-SFBH-8	173 6.811	183 7.205	235 9.252	-	-	209 8.228	810 g approx.
RF-SFBH-12	236 9.291	246 9.685	298 11.732	-	-	272 10.709	970 g approx.
RF-SFBH-16	316 12.441	326 12.835	378 14.882	-	-	352 13.858	1,170 g approx.
RF-SFBH-20	396 15.591	406 15.984	458 18.031	-	-	432 17.008	1,370 g approx.
RF-SFBH-24	476 18.740	486 19.134	538 21.181	-	-	512 20.157	1,570 g approx.
RF-SFBH-28	556 21.890	566 22.283	618 24.331	-	-	592 23.307	1,770 g approx.
RF-SFBH-32	636 25.039	646 25.433	698 27.480	-	-	672 26.457	1,970 g approx.
RF-SFBH-36	716 28.189	726 28.583	778 30.630	-	-	752 29.606	2,170 g approx.
RF-SFBH-40	796 31.339	806 31.732	858 33.779	458±50 18.031±1.969	-	832 32.756	2,660 g approx.
RF-SFBH-48	956 37.637	966 38.031	1,018 40.079	538±50 21.181±1.969	-	992 39.055	3,060 g approx.
RF-SFBH-56	1,116 43.937	1,126 44.331	1,178 46.378	618±50 24.331±1.969	-	1,152 45.354	3,460 g approx.
RF-SFBH-64	1,276 50.236	1,286 50.630	1,338 52.677	698±50 27.480±1.969	-	1,312 51.653	3,860 g approx.
RF-SFBH-72	1,436 56.535	1,446 56.929	1,498 58.976	538±50 21.181±1.969	1,018±50 40.079±1.969	1,472 57.953	4,550 g approx.
RF-SFBH-80	1,596 62.835	1,606 63.228	1,658 65.275	591±50 23.268±1.969	1,125±50 44.291±1.969	1,632 64.252	4,950 g approx.
RF-SFBH-88	1,756 69.134	1,766 69.527	1,818 71.575	645±50 25.394±1.969	1,231±50 48.464±1.969	1,792 70.551	5,350 g approx.
RF-SFBH-96	1,916 75.433	1,926 75.827	1,978 77.874	698±50 27.480±1.969	1,338±50 52.677±1.969	1,952 76.850	5,750 g approx.

All information is subject to change without prior notice.



<http://www.sunx.jp/>

### SUNX Limited

2431-1 Ushiyama-cho, Kasugai-shi, Aichi,  
486-0901, Japan  
Phone: +81-(0)568-33-7211  
FAX: +81-(0)568-33-2631

### Overseas Sales Dept.

Phone: +81-(0)568-33-7861  
FAX: +81-(0)568-33-8591