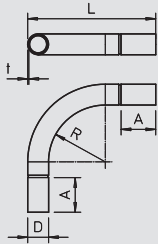




Automatización Eléctrica

Especialistas en Automatización

At the end of this document you will find links to products related to this catalog. You can go directly to our shop by clicking HERE. [HERE](#)



Armoured steel pipe bend, without thread

Type	Dimension M	Dimension L	Dimension t	Dimension R	Pack.	Weight	Item No.
		mm	mm	mm	pcs	kg/100 pcs.	
SB16 W G	M16	114.3	1	50.7	15	8.000	2046 84 7
SB20 W G	M20	116.55	1.2	58.45	25	12.000	2046 84 8
SB25 W G	M25	144.05	1.2	65.95	25	18.000	2046 84 9
SB32 W G	M32	172.6	1.2	62.4	20	29.000	2046 85 0
SB40 W G	M40	271.9	1.5	148.1	15	71.000	2046 85 1
SB63 W G	M63	418.5	1.5	216.55	3	173.000	2046 85 3
SB50 W G	M50	320	1.5	173.05	5	108.000	2046 85 2

St Steel

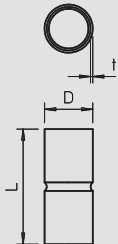
G Electrogalvanised

/100 pc.

Accessory part: 90° bend with moulded sleeves, for electrical installation pipes according to EN 61386-1. With burr-free inner wall.



4 | 4 | 5 | 7 | 1



Armoured steel pipe connection sleeve, without thread


Type	Dimension M	Dimension L	Dimension D	Dimension t	Pack.	Weight	Item No.
		mm	mm	mm	pcs	kg/100 pcs.	
SV16 W G	M16	50	18.6	1	25	2.000	2046 85 4
SV20 W G	M20	60	23.1	1.2	50	4.000	2046 85 5
SV25 W G	M25	60	28.1	1.2	50	5.000	2046 85 6
SV32 W G	M32	70	35.2	1.2	50	7.000	2046 85 7
SV40 W G	M40	80	43.8	1.5	25	13.000	2046 85 8
SV50 W G	M50	100	54	1.5	10	20.000	2046 85 9
SV63 W G	M63	100	67	1.5	5	26.000	2046 86 0

St Steel

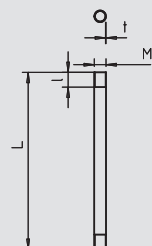
G Electrogalvanised

/100 pc.

Accessory part: plug-in sleeve for the connections between electrical installation pipes. With burr-free inner wall.



4 | 4 | 5 | 7 | 1



Steel armoured pipe, with thread

Type	Dimension M	Dimension L	Dimension t	Colour	Pack.	Weight	Item No.
		mm	mm		m	kg/100 m	
SM16W SW	M16	3000	1.4	Black	30	50.000	2046 50 0
SM20W SW	M20	3000	1.6	Black	30	73.000	2046 50 1
SM25W SW	M25	3000	1.6	Black	30	92.000	2046 50 2
SM32W SW	M32	3000	1.6	Black	21	120.000	2046 50 3
SM40W SW	M40	3000	1.6	Black	15	152.000	2046 50 5
SM50W SW	M50	3000	1.6	Black	15	190.700	2046 50 6
SM63W SW	M63	3000	1.8	Black	9	272.000	2046 50 7

St Steel

L Painted

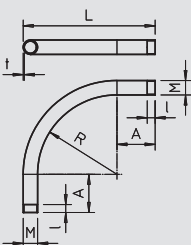
/100 m

Electrical installation pipe to EN 61386-1 with threaded ends to DIN EN 60423 for mechanical protection of cables.

With burr-free inner wall. One connection sleeve is already screwed onto each pipe.



5 | 5 | 5 | 6 | 1



Armoured steel pipe bend, with thread

Type	Dimension M	Dimension L	Dimension t	Dimension R	Colour	Pack.	Weight	Item No.
		mm	mm	mm		pcs	kg/100 pcs.	
SBM16W SW	M16	113	1.4	47	Black	15	9.600	2046 51 1
SBM20W SW	M20	160	1.6	80	Black	25	14.400	2046 51 3
SBM25W SW	M25	182.5	1.6	77.5	Black	25	22.800	2046 51 4
SBM32W SW	M32	206	1.6	114	Black	20	35.700	2046 51 5
SBM40W SW	M40	300	1.6	180	Black	15	80.670	2046 51 6
SBM50W SW	M50	325	1.6	175	Black	5	123.000	2046 51 7
SBM63W SW	M63	411.5	1.8	218.5	Black	3	201.330	2046 51 8

St Steel

L Painted

/100 pc.

Accessory part: 90° bend for electrical installation pipes according to EN 61386-1 with threaded ends to DIN EN 60423. With burr-free inner wall.

One connection sleeve is already screwed onto each pipe bend.



5 | 5 | 5 | 6 | 1





Below is a list of articles with direct links to our shop Electric Automation Network where you can see:

- Quote per purchase volume in real time.
- Online documentation and datasheets of all products.
- Estimated delivery time enquiry in real time.
- Logistics systems for the shipment of materials almost anywhere in the world.
- Purchasing management, order record and tracking of shipments.

To access the product, [click on the green button](#).

Product	Code	Reference	Product link
Threaded steel pipe with threaded sleeve, M16, 3000mm, Black, Painted, Steel, St	2046500	SM16W SW	Buy on EAN
Threaded steel pipe with threaded sleeve, M20, 3000mm, Black, Painted, Steel, St	2046501	SM20W SW	Buy on EAN
Threaded steel pipe with threaded sleeve, M25, 3000mm, Black, Painted, Steel, St	2046502	SM25W SW	Buy on EAN
Threaded steel pipe with threaded sleeve, M32, 3000mm, Black, Painted, Steel, St	2046503	SM32W SW	Buy on EAN
Threaded steel pipe with threaded sleeve, M40, 3000mm, Black, Painted, Steel, St	2046505	SM40W SW	Buy on EAN
Threaded steel pipe with threaded sleeve, M50, 3000mm, Black, Painted, Steel, St	2046506	SM50W SW	Buy on EAN
Threaded steel pipe with threaded sleeve, M63, 3000mm, Black, Painted, Steel, St	2046507	SM63W SW	Buy on EAN
90° threaded steel bend with threaded sleeve, M16x1,5, Black, Painted, Steel, St	2046511	SBM16W SW	Buy on EAN
90° threaded steel bend with threaded sleeve, M20x1,5, Black, Painted, Steel, St	2046513	SBM20W SW	Buy on EAN
90° threaded steel bend with threaded sleeve, M25x1,5, Black, Painted, Steel, St	2046514	SBM25W SW	Buy on EAN
90° threaded steel bend with threaded sleeve, M32x1,5, Black, Painted, Steel, St	2046515	SBM32W SW	Buy on EAN
90° threaded steel bend with threaded sleeve, M40x1,5, Black, Painted, Steel, St	2046516	SBM40W SW	Buy on EAN
90° threaded steel bend with threaded sleeve, M50x1,5, Black, Painted, Steel, St	2046517	SBM50W SW	Buy on EAN
90° threaded steel bend with threaded sleeve, M63x1,5, Black, Painted, Steel, St	2046518	SBM63W SW	Buy on EAN