



Automatización Eléctrica

Especialistas en Automatización

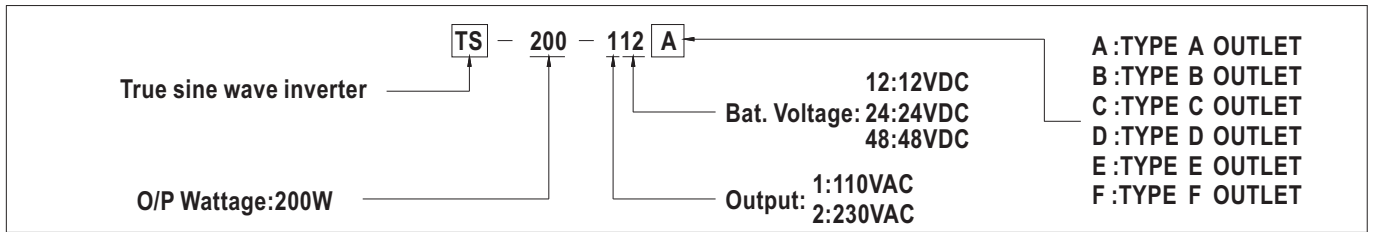
At the end of this document you will find links to products related to this catalog. You can go directly to our shop by clicking HERE. [HERE](#)


■ Features :

- True sine wave output (THD<3%)
- High surge power up to 400W
- High efficiency up to 88%
- Fanless design, cooling by free air convection
- Built-in remote ON-OFF control
- Front panel indicator for operation status
- Power ON-OFF switch
- Protections: Bat. low alarm / Bat. low shutdown / Over voltage / Over temp. / Output short / Input reverse polarity / Overload
- Application : Home appliance, power tools, office and portable equipment, vehicle and yacht ...etc.
- 3 years warranty


SPECIFICATION

MODEL	TS-200-112□	TS-200-124□	TS-200-148□	TS-200-212□	TS-200-224□	TS-200-248□		
OUTPUT	RATED POWER						200W	
	MAXIMUM OUTPUT POWER						230W for 180 sec. / 300W for 10 sec. / surge power 400W for 30 cycles(typ.)	
	AC VOLTAGE			Factory setting set at 110VAC			Factory setting set at 230VAC	
				100 / 110 / 115 / 120VAC selectable by setting button S.W			200 / 220 / 230 / 240VAC selectable by setting button S.W	
	FREQUENCY						60±0.1Hz 50/60Hz selectable by setting button	
	WAVEFORM <small>Note.1</small>						True sine wave (THD<3%)	
	AC REGULATION <small>Note.1</small>						±3.0% at rated input voltage	
FRONT PANEL INDICATOR						Operation status ; Green : normal, Orange(flashing) : remote control OFF, Red : abnormal		
INPUT	BAT. VOLTAGE		12V	24V	48V	12V	24V	48V
	VOLTAGE RANGE (Typ.) <small>Note.3</small>		10.5 ~ 15VDC	21 ~ 30VDC	42 ~ 60VDC	10.5 ~ 15VDC	21 ~ 30VDC	42 ~ 60VDC
	DC CURRENT (Typ.)		20A	10A	5A	20A	10A	5A
	NO LOAD CURRENT DRAW (Typ.)		1.25A	0.63A	0.32A	1.25A	0.63A	0.62A
	OFF MODE CURRENT DRAW		≤1mA					
	EFFICIENCY (Typ.) <small>Note.1</small>		86%	87.5%	88%	86%	87.5%	88%
	BATTERY TYPES		Open & sealed Lead Acid					
BATTERY INPUT PROTECTION	FUSE		30A*2	30A*1	15A*1	30A*2	30A*1	15A*1
	BAT. LOW ALARM		11.3±4%	22.5±4%	45±4%	11.3±4%	22.5±4%	45±4%
	BAT. LOW SHUTDOWN		10.5±4%	21±4%	42±4%	10.5±4%	21±4%	42±4%
	BAT. POLARITY		By internal fuse open					
OUTPUT PROTECTION	OVER TEMPERATURE		85°C ± 5°C	80°C ± 5°C	80°C ± 5°C	85°C ± 5°C	80°C ± 5°C	80°C ± 5°C
	Protection type : Shut down o/p voltage, re-power on to recover; by internal RTH1 detect power transistor							
	OUTPUT SHORT		Protection type : Shut down o/p voltage, re-power on to recover					
	OVER LOAD (Typ.)		105 ~ 115% load for 180 sec., 115% ~ 150% load for 10 sec.					
			Protection type : Shut down o/p voltage, re-power on to recover					
GFCI PROTECTION		Optional (Only type F)				None		
FUNCTION	REMOTE CONTROL							
		Open : Normal work ; Short : Remote off						
ENVIRONMENT	WORKING TEMP.		-10 ~ +35°C @ 100% load ; +60°C @ 50% load			-10 ~ +40°C @ 100% load, +60°C @ 50% load		
	WORKING HUMIDITY		20% ~ 90% RH non-condensing					
	STORAGE TEMP., HUMIDITY		-30 ~ +70°C / -22 ~ +158°F, 10 ~ 95% RH					
	VIBRATION		10 ~ 500Hz, 3G 10min./1cycle, 60min. each along X, Y, Z axes					
SAFETY & EMC	SAFETY STANDARDS		Design refer to UL458		None			
	LVD		None			EN60950-1		
	WITHSTAND VOLTAGE		Bat. I/P - AC O/P:3.0KVAC AC O/P - FG:1.5KVAC					
	ISOLATION RESISTANCE		Bat. I/P-AC O/P, AC O/P-FG:100M Ohms / 500VDC / 25°C / 70% RH					
	EMC EMISSION		Compliance to FCC class A			Compliance to EN55022 class A, 72/ 245/ CEE, 95/ 54/ CE, E-Mark		
	EMC IMMUNITY		None			Compliance to EN61000-4-2,3,8		
OTHERS	MTBF		106.2K hrs min. MIL-HDBK-217F (25°C)					
	DIMENSION		205*158*59mm (L*W*H)					
	PACKING		1.63Kg; 6pcs/10.8Kg/1.44CUFT					
NOTE	1.Efficiency, AC regulation and THD are tested by 200W, linear load at 13V/26V/52V input voltage. 2.All parameters not specified above are measured at rated load, 25°C of ambient temperature and set to factory setting. 3.The tolerance of each voltage value by models is:112/212→±0.5V;124/224→±1V;148/248→±2V							



AC Output Receptacles (optional)

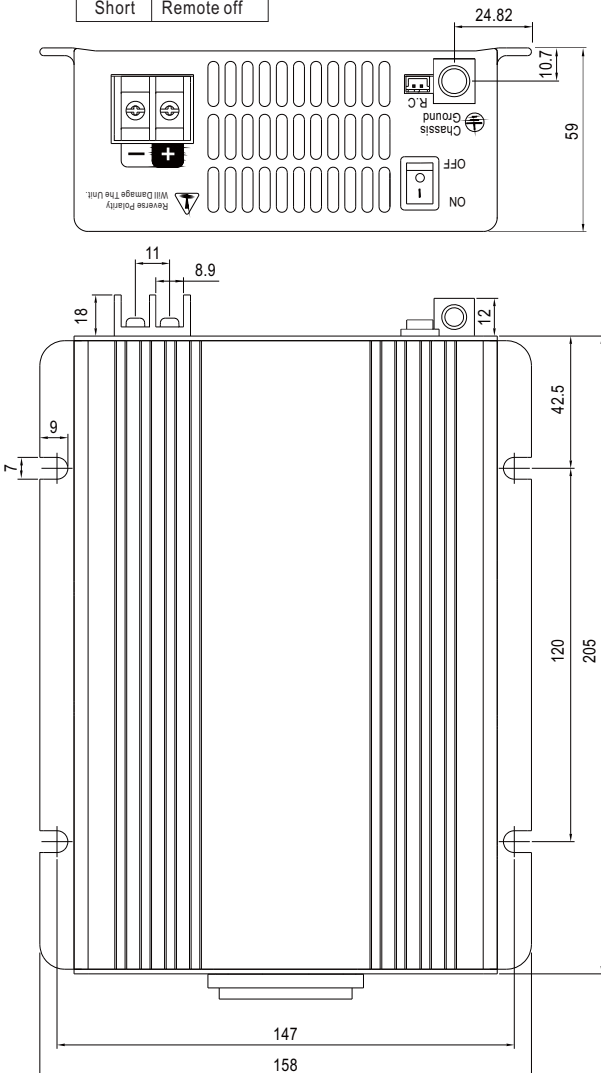
Receptacle type						
Country	USA	EUROPE	AUSTRALIA	U.K	JAPAN	GFCI
Certificate						

Mechanical Specification

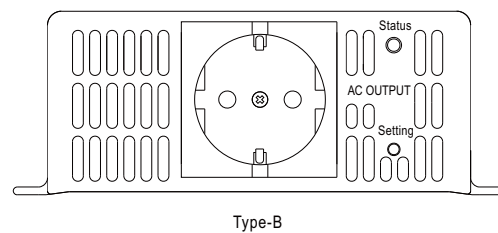
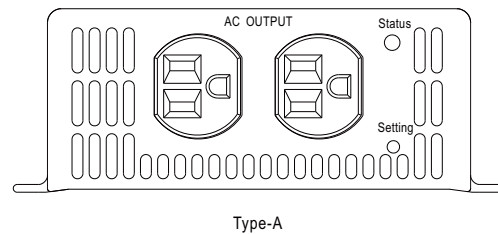
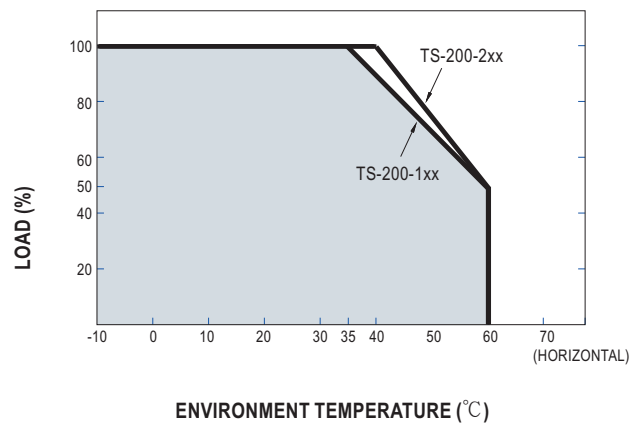
R.C Connector : JST B-XH or equivalent

Open	Normal work
Short	Remote off

Unit:mm



Derating Curve





Below is a list of articles with direct links to our shop Electric Automation Network where you can see:

- Quote per purchase volume in real time.
- Online documentation and datasheets of all products.
- Estimated delivery time enquiry in real time.
- Logistics systems for the shipment of materials almost anywhere in the world.
- Purchasing management, order record and tracking of shipments.

To access the product, [click on the green button.](#)

Product	Code	Reference	Product link
Input: 42-60 DC, Output: 1, V1: 110, A1: 1,818	TS200148A	TS-200-148A	Buy on EAN
Input: 42-60 DC, Output: 1, V1: 230, A1: 0,869	TS200248B	TS-200-248B	Buy on EAN
Input: 21-30 DC, Output: 1, V1: 230, A1: 0,869	TS200224B	TS-200-224B	Buy on EAN
	TS200112B	TS-200-112B	Buy on EAN
Input: 10,5-15 DC, Output: 1, V1: 110, A1: 1,818	TS200112A	TS-200-112A	Buy on EAN
Input: 10,5-15 DC, Output: 1, V1: 230, A1: 0,869	TS200212B	TS-200-212B	Buy on EAN
	TS200124B	TS-200-124B	Buy on EAN
Input: 21-30 DC, Output: 1, V1: 110, A1: 1,818	TS200124A	TS-200-124A	Buy on EAN