At the end of this document you will find links to products related to this catalog. You can go directly to our shop by clicking HERE. HERE

Photoelectrics
Fibre Optics, Glass
Types FGT, FGD



- Fibre diameter ∅1 mm (400 x 50 μm)
- Temperature range from -25°C up to 200°C
- Bending radius 10, 20 or 30 mm
- Sheath material PVC/thermo polyolefine, metallic spiral/polyolefine or flexible INOX

Type Selection

Length [cm]	Distance [1] [mm]	Dimensions [mm]	Standard glass Ordering no.	Reinforced metal Ordering no.	High temperature Ordering no.
60	200	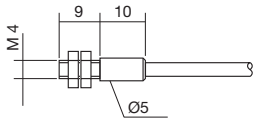	FGT 01 SCM 060	FGT 01 MCM 060	FGT 01 TCM 060
100	200		FGT 01 SCM 100	FGT 01 MCM 100	FGT 01 TCM 100
150	200		FGT 01 SCM 150	FGT 01 MCM 150	FGT 01 TCM 150
200	200		FGT 01 SCM 200	FGT 01 MCM 200	FGT 01 TCM 200
60	80	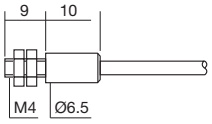	FGD 02 SCM 060	FGD 02 MCM 060	FGD 02 TCM 060
100	80		FGD 02 SCM 100	FGD 02 MCM 100	FGD 02 TCM 100
150	80		FGD 02 SCM 150	FGD 02 MCM 150	FGD 02 TCM 150
200	80		FGD 02 SCM 200	FGD 02 MCM 200	FGD 02 TCM 200
60	200	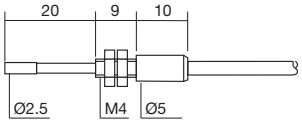	FGT 03 SCM 060		
100	200				FGT 03 TCM 100
60	80	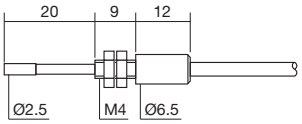	FGD 04 SCM 060	FGD 04 MCM 060	FGD 04 TCM 060
100	80		FGD 04 SCM 100	FGD 04 MCM 100	FGD 04 TCM 100
150	80		FGD 04 SCM 150	FGD 04 MCM 150	
200	80				FGD 04 TCM 200
60	200	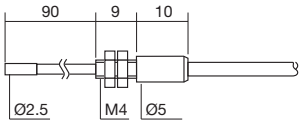	FGT 05 SCM 060		
60	80	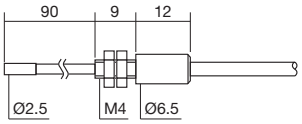	FGD 06 SCM 060	FGD 06 MCM 060	
100	80		FGD 06 SCM 100	FGD 06 MCM 100	FGD 06 TCM 100
200	80		FGD 06 SCM 200		FGD 06 TCM 200
60	80	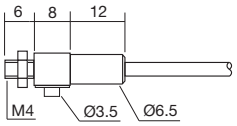	FGD 07 SCM 060	FGD 07 MCM 060	FGD 07 TCM 060
100	80		FGD 07 SCM 100	FGD 07 MCM 100	FGD 07 TCM 100
150	80		FGD 07 SCM 150	FGD 07 MCM 150	FGD 07 TCM 150
200	80		FGD 07 SCM 200		FGD 07 TCM 200
60	200		FGT 07 SCM 060	FGT 07 MCM 060	FGT 07 TCM 060
100	200		FGT 07 SCM 100	FGT 07 MCM 100	FGT 07 TCM 100
150	200		FGT 07 SCM 150	FGT 07 MCM 150	
200	200			FGT 07 MCM 200	FGT 07 TCM 200

[1] Sensing distance given for a fibre length up to 1 m.

CARLO GAVAZZI

General Specifications

Bending radius	
FG...SCM...:	10 mm
FG...MCM...:	20 mm
FG...TCM...:	30 mm
Temperature range	
FG...SCM...:	-25 to +60ºC (-13 to +140ºF)
FG...MCM...:	-25 to +120ºC (-13 to +248ºF)
FG...TCM...:	-25 to +200ºC (-13 to +392ºF)

Sheath material	
FG...SCM...:	PVD and thermo polyolefine
FG...MCM...:	Metallic spiral and polyolefine
FG...TCM...:	Flexible INOX
Fibre	
Diameter	∅1 mm, 400 x 50 µm
Attenuation vs. length (@ 4 m)	Through beam: ≤ 20% Diffuse: ≤ 35%
Attenuation vs. bending radius	r = 15 mm: ≤ 3% r = 10 mm: ≤ 15%

Accessories - Lenses for FGT 01.. & FGD 02.. Fibre Optic

AFGT 03
Sensing range: 800 mm

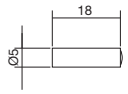

AFGT 04
Sensing range: 800 mm

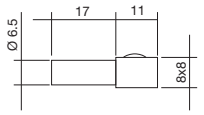

AFGD 05
Focus point: 10 mm

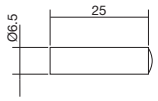

AFGT 06
Sensing range: 3000 mm

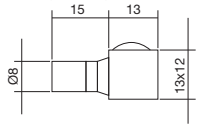

AFGT 07
Sensing range: 3000 mm

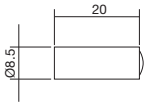

AFGD 08
Focus point: 30 mm

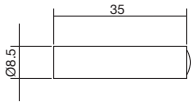

Ordering Key

FGT 01 SCS 200

Optic Fibre

Fibre material
- G Glass

Fibre type
- D Diffuse
- T Through-beam

Sensor head 01-99
- Forthrunning type number

Sheath material
- S Standard glass, PVC and thermo polyolefine
- M Metallic spiral and polyolefine
- T Flexible INOX

Fibre diameter
- C 1.0 mm

Core condition
- M Multicore

Fibre length 001-999
- cm 1 cm to 9.9 m

Specifications are subject to change without notice (18.08.2010)

Below is a list of articles with direct links to our shop Electric Automation Network where you can see:

- Quote per purchase volume in real time.
- Online documentation and datasheets of all products.
- Estimated delivery time enquiry in real time.
- Logistics systems for the shipment of materials almost anywhere in the world.
- Purchasing management, order record and tracking of shipments.

To access the product, click on the green button.

Product	Code	Reference	Product link
Selected parameters SYSTEM Fibre Optic HOUSING M4 SENSING RANGE 60 ... 150 mm MATERIAL Glass Others SENSING RANGE 80 mm MATERIAL Stainless Steel	FGD04MCM060		Buy on EAN