At the end of this document you will find links to products related to this catalog. You can go directly to our shop by clicking HERE. HERE

Timers
Asymmetrical Recycler
Types DCB01, PCB01

DCB01

PCB01

- **Time range 0.1 s to 100h**
- **4 knob selectable functions**
  - **Aa - Asymmetrical recycler ON first**
  - **Ab - Asymmetrical recycler OFF first**
  - **Sh - One shot time function**
  - **Dt - Two state delay on operate (2 relays versions only)**
- **Selection of time range by DIP switches**
- **Knob adjustable time setting Automatic start**
- **Output: 1 or 2 x SPDT relay**
- **For mounting on DIN rail in accordance with DIN/EN 50 022 or Plug-in**
- **22.5 mm Euronorm or 36 mm plug-in module housing**
- **Combined AC and DC power supply voltage**
- **LED indication for relay status and power supply ON**

Product Description

Combined function timer with asymmetrical recycler, one shot time and two state delay on operate functions. Individual selection of the time ranges from 0.1 s to 100 h.

For mounting on DIN-rail (DCB01) or Plug-in (PCB01).

Ordering key

DCB 01 C M24

- **Housing**
- **Function**
- **Type**
- **Item number**
- **Output**
- **Power Supply**

Type Selection

Mounting	Output	Housing	Supply: 24 VDC and 24 to 240 VAC	Supply: 24 to 240 VAC/DC
For DIN-rail	1 x SPDT	D-Housing	**DCB 01 C M24**	
	2 x SPDT			**DCB 01 D M24**
Plug-in	1 x SPDT	P-Housing	**PCB 01 C M24**	
	2 x SPDT			**PCB 01 D M24**

Time Specifications

Time ranges Selectable by DIP switches	0.1 to 1 s 1 to 10 s 6 to 60 s 60 to 600 s 0.1 to 1 h 1 to 10 h 10 to 100 h
Setting accuracy	≤ 5%
Repeatability	≤ 0.2%
Time variation	(with respect to full scale value)
Within rated power supply	≤ 0.2% - whole range
Within ambient temperature	≤ 500 ppm/°C
Reset Power supply interruption	≥ 200 ms

Output Specifications

Output	1 or 2 x SPDT relay
Rated insulation voltage	250 VAC (RMS)
Contact Ratings ($AgSnO_2$)	µ
Resistive Loads AC 1	8 A @ 250 VAC
DC 12	5 A @ 24 VDC
Small inductive loads AC 15	2.5 A @ 250 VAC
DC 13	2.5 A @ 24 VDC
Mechanical life	≥ 30 x 10^6 operations
Electrical life	≥ 10^5 operations (at 8 A, 250 V, cos φ = 1)
Operating frequency	< 7200 operations/h
Dielectric strength Dielectric voltage	2 kVAC (RMS)
Rated impulse withstand voltage	4 kV (1.2/50 µs)

CARLO GAVAZZI

Supply Specifications

Power Supply		Overvoltage cat. III (IEC 60664, IEC 60038)
Rated operational voltage trough terminals:		
(DCB01C) (PCB01C)	A1, A2: 2, 10:	24 VDC ± 15 % and 24 to 240 VAC +10% -15% 45 to 65 Hz
(DCB01D) (PCB01D)	A1, A2: 2, 10:	24 to 240 VAC/DC +10% -15%, 45 to 65 Hz
Voltage interruption		≤ 10 ms
Rated operational power		1.5 W

General Specifications

Power ON delay	≤ 100 ms
Power OFF delay	≤ 200 ms
Indication for	
Power supply ON	LED, green
Output relays ON	LED, yellow (flashing when timing)

General Specifications (cont.)

Environment		(EN 60529)
Degree of protection		IP 20
Pollution degree		3 (DCB01), 2 (PCB01) (IEC 60664)
Operating temperature		-20 to +60 °C, R:H: < 95%
Storage temperature		-30 to +80 °C, R:H: < 95%
Housing		
Dimensions	DCB01	22.5 x 80 x 99.5 mm
	PCB01	36 x 80 x 94 mm
Weight		Approx 100 g
Screw terminals		(DCB01)
Tightening torque		Max. 0.5 Nm according to IEC EN 60947
Approval		UL, CSA
CE Marking		Yes
EMC		Electromagnectic Compatibility
Immunity		According to EN 61000-6-2
Emission		According to EN 61000-6-3
Timer Specifications		According to EN 61812-1

Mode of Operation

Function Aa - Asymmetrical Recycler ON-time period first
The relay operates and the ON-time period (T1) begins as soon as the power supply is connected. After the ON-time period the relay releases for the OFF-time period (T2). This sequence continues until the power supply is interrupted for at least 200 ms.

Function Ab - Asymmetrical Recycler OFF-time period first
The OFF-time period (T1) begins as soon as the power supply is connected. After the OFF-time period the relay operates for the ON-time period (T2). This sequence continues until the power supply is interrupted for at least 200 ms.

Function Sh - One shot time function
The OFF-time period (T1) begins as soon as the power supply is connected. After the OFF-time period the relay operates for the ON-time period (T2). After the ON-time period the relay releases and does not operate until the power supply is interrupted for at least 200 ms and connected again.

Function Dt - Two state delay on operate (2 x SPDT versions)
The first time period (T1) begins as soon as the power supply is connected. At the end of the first time period the first relay operates and the second time period (T2) begins. At the end of the second time period the second relay operates. Both relays release when the power supply is disconnected.

Function/Range/Time Setting

Upper knob:
Setting of function:
- Aa - asymmetrical recycler (ON first)
- Ab - asymmetrical recycler (OFF first)
- Sh - One shot time function
- Dt - Two-state delay on operate (2 x SPDT versions)

Centre knob:
Time T1 setting on relative scale: 1 to 10 with respect to the chosen range.

Lower knob:
Time T2 setting on relative scale: 1 to 10 with respect to the chosen range.

Selection of time ranges
Adjust the T1 time range setting the DIP-switches 1 to 3 and the T2 time range setting the DIP-switches 4 to 6 as shown on the left.
To access the DIP-switches open the plastic cover using a screwdriver as shown below.



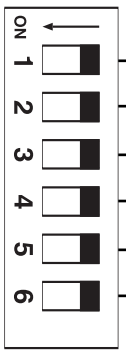

T1 time range

ON	ON	ON:	0.1 to 1 s
ON	ON	OFF:	1 to 10 s
ON	OFF	ON:	6 to 60 s
ON	OFF	OFF:	60 to 600 s
OFF	ON	ON:	0.1 to 1 h
OFF	ON	OFF:	1 to 10 h
OFF	OFF	ON:	10 to 100 h

T2 time range

ON	ON	ON:	0.1 to 1 s
ON	ON	OFF:	1 to 10 s
ON	OFF	ON:	6 to 60 s
ON	OFF	OFF:	60 to 600 s
OFF	ON	ON:	0.1 to 1 h
OFF	ON	OFF:	1 to 10 h
OFF	OFF	ON:	10 to 100 h

Specifications are subject to change without notice (19.06.07)

CARLO GAVAZZI

Operation Diagrams

Function Aa - Asymmetrical Recycler - ON first

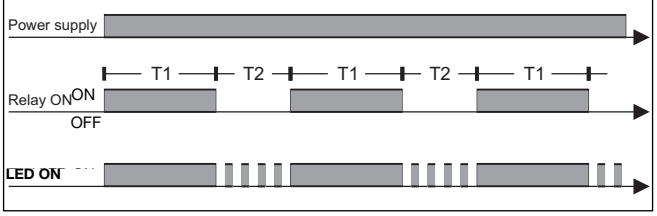

Function Ab - Asymmetrical Recycler - OFF first

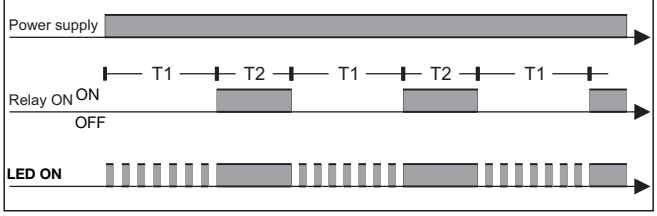

Function Sh - One Shot

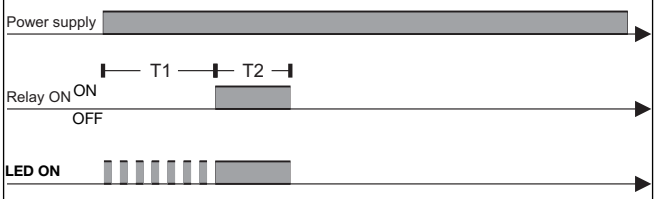

Function Dt - Two state Delay on operate (2xSPDT only)

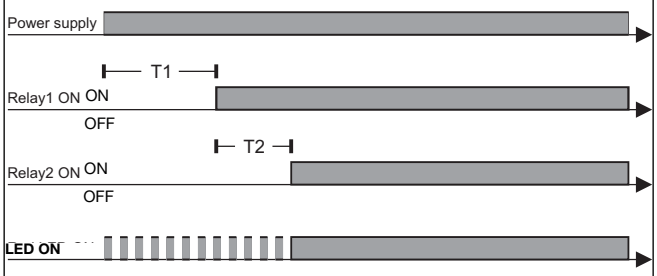

Wiring Diagrams

DCB01

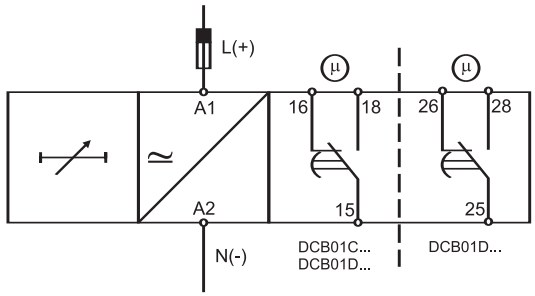

PCB01

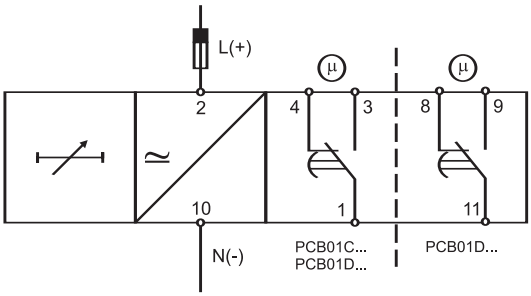

Dimensions

DIN-rail

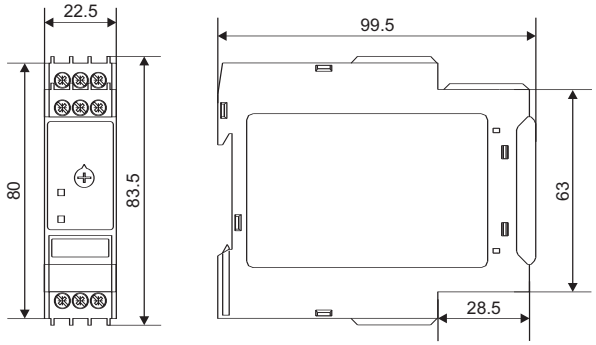

Plug-in

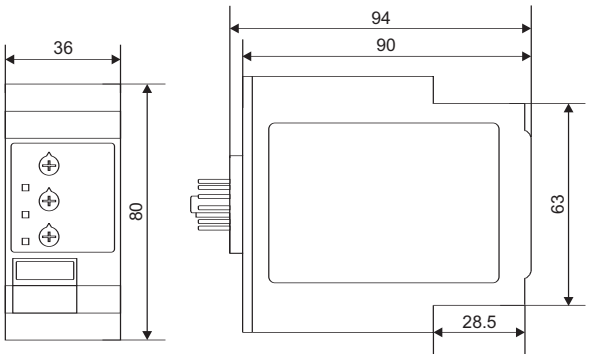

Below is a list of articles with direct links to our shop Electric Automation Network where you can see:

- Quote per purchase volume in real time.
- Online documentation and datasheets of all products.
- Estimated delivery time enquiry in real time.
- Logistics systems for the shipment of materials almost anywhere in the world.
- Purchasing management, order record and tracking of shipments.

To access the product, click on the green button.

Product	Code	Reference	Product link
Selected parameters FUNCTION Asymmetrical recycler OUTPUT SIGNAL 1 relay Others INPUT RANGE 0,1 s - 100 h MOUNTING DIN-rail SIZE 22,5 mm POWER SUPPLY RANGE 24÷240VAC and 24VDC SOCKET N/A	DCB01CM24		Buy on EAN